

SCHOOL DIRECTORY

SCHOOL YEAR 2017-18



MY SCHOOL DC

Learn • Apply • Enroll

MySchoolDC.org



Find the school your child will call **MY SCHOOL**

HELPFUL CONTACTS

My School DC

www.MySchoolDC.org
202-888-6336
info.myschooldc@dc.gov



DCPS Enroll Team

www.dcps.dc.gov/enroll
202-478-5738
enroll@dc.gov



DC Public Charter School Board

www.dcpccb.org
202-328-2660
dcpccpublic@dcpccb.org



Office of the State Superintendent of Education

www.osse.dc.gov
202-727-6436
osse@dc.gov



TABLE OF CONTENTS

About the My School DC Common Application and Lottery	1
Key Dates	3
How to Apply	4
About DCPS and DC Public Charter Schools	6
DCPS Selective Citywide High Schools: Admissions Process and Requirements	7
Special Education, English Learners, and Education of Homeless Youth	9
Understanding the School Profiles	11
Schools by Ward Index	13
School Profiles: PK3–8	22
School Profiles: 9–12	116
Schools Not Participating in My School DC in SY17-18	135
Helpful Data Sources	136



ABOUT THE MY SCHOOL DC COMMON APPLICATION AND LOTTERY

DC residents have many public school options. My School DC, in partnership with District of Columbia Public Schools (DCPS) and the majority of DC public charter schools, makes it easier for families to take advantage of these choices.

Visit [MySchoolDC.org](https://www.myschooldc.org) to learn more, search for schools, and apply to schools.

The My School DC lottery application

The My School DC lottery application is a single online application you must use to apply to attend a:

- Participating public charter school (PK3–12)
- DCPS school outside your boundary or feeder pattern (PK3-12), including a DCPS citywide school
- PK3 or PK4 program at any DCPS school, including your in-boundary school and any DCPS Early Action PK school
- DCPS selective citywide high school (9–12)

You do **not** need to submit an application if your child will:

- Remain in his or her current school (Contact your school to re-enroll)
- Attend his or her DCPS in-boundary or feeder school (K–12)

Participating schools will only accept the My School DC lottery application, available at MySchoolDC.org. Each student can apply to up to 12 schools. On each student's application, a family lists schools in preferred order — their 1st choice, 2nd choice, 3rd choice, and so on. Parents should only select schools they want their child to attend.

The My School DC common lottery

The My School DC common lottery is a single random lottery that determines placement for new students at all participating schools. Student-school matches are based on the number of spaces available at each school; sibling, proximity, and other lottery preferences; how each student ranked his or her school choices; and each student's random lottery number. (Through the My School DC common lottery, the six DCPS selective citywide high schools prioritize students based on specific criteria.)

Have questions? Need assistance completing the application?

My School DC Hotline: 202-888-6336 | Email: info.myschooldc@dc.gov

Non-English speakers should call the My School DC Hotline at 202-888-6336. A representative will work with a telephonic interpretation service to assist the caller in their language.

Students will be matched with no more than one school and are waitlisted at schools they ranked higher than the school where they are matched or enrolled.

Why have a common lottery?

The common lottery is designed to:

- Simplify the process for families.
- Match students with the schools they want most.
- Maximize the number of students who are matched with a school they choose. No student will be offered more than one space, so more students will be matched with schools.

KEY DATES



December 10, 2016

EdFEST - DC's only citywide public school fair

December 12, 2016

My School DC lottery application opens

February 1, 2017

Application deadline for grades 9–12*



March 1, 2017

Application deadline for grades PK3–8

March 31, 2017

Lottery results released



May 1, 2017

Deadline to accept a space if your child was matched to a school through the lottery**

Families who miss the lottery application deadlines can apply to schools using the My School DC post-lottery application beginning on February 2 for grades 9-12, and March 2 for all grades. However, your best chance of getting a space at one of your schools of choice is to apply by the application deadline listed above. Please visit MySchoolDC.org for additional information.

* Most selective citywide high schools have additional deadlines for entrance exams, interviews, or auditions. Call the My School DC Hotline at 202-888-6336 for more information.

** To accept your child's space, you must submit a My School DC enrollment form, provide any additional documentation required by the school, and prove DC residency in person, at the school. For more information about enrollment requirements, visit MySchoolDC.org.

HOW TO APPLY



LEARN about your public school options at MySchoolDC.org.

- Use the School Finder to search by address and find schools near you, including your DCPS in-boundary schools.
- Check out the My School DC school profiles to learn about participating schools and view their open house schedules.
- Visit schools or call schools directly if you have questions about their programs.
- Talk with your neighbors or friends who attend the schools you are interested in and attend school fairs.



APPLY by the deadline at MySchoolDC.org:
February 1, 2017 (grades 9-12)
March 1, 2017 (grades PK3-8)

- First, create a My School DC Family Account at MySchoolDC.org. Create one family account for each child in your family applying to a new school. You will need to provide an email address or create a username and set a password.
- Next, start a My School DC Lottery Application. You need the following information to complete a My School DC application: your child's student ID number; your child's date of birth; the guardian's contact information, including home address; and the list of schools that you want your child to attend.
- If applying to a DCPS selective citywide high school, the student will be asked to provide additional information. See page 7 or visit MySchoolDC.org to learn more.
- Review your choices to ensure they are listed in the order you prefer — your 1st choice, 2nd choice, 3rd choice, and so on — and submit your application. You have until the date of the application deadline to make any edits on your application and until March 1 to update your school rankings.



ENROLL by May 1, 2017.

- Lottery results will be released on March 31, 2017. Log in to your family account at MySchoolDC.org to see your lottery results and positions on waitlists. Results will be emailed to you if you provided an email address on your application.
- If you were matched with a school through the lottery, you have until May 1, 2017 to enroll at that school. Enrollment takes place at the school. A parent or guardian must enroll each child, in person, at the matched school. Enrolling at your matched school does not remove you from other schools' waitlists.
- To enroll, you must: Prove that you are a DC resident, follow your school's additional enrollment requirements, and submit a My School DC enrollment form. Families that do not enroll by the deadline may lose their space at the school.
- Visit MySchoolDC.org for information on understanding your lottery results and on how waitlists work.

ABOUT DCPS AND DC PUBLIC CHARTER SCHOOLS

DC PUBLIC SCHOOLS (DCPS)

District of Columbia Public Schools (DCPS) is the local, traditional public school system of Washington, DC. All DCPS schools are free to DC residents. Every K–12 student who lives in Washington, DC, has at least one right-to-attend DCPS school — a school where he or she can enroll at any time. A right-to-attend school is determined by a family’s address and the feeder pattern of the student’s current school. Students do not need to apply to their right-to-attend school(s) for grades K–12. Students can complete a My School DC application to request space at other DCPS schools. Families of all new PK3 and PK4 students must complete a My School DC application and enter the lottery even if they want to attend their in-boundary DCPS school.

DC PUBLIC CHARTER SCHOOLS (PCS)

DC public charter schools are public, tuition-free, open to all students, and they do not have selective entrance requirements. They offer District families a wide variety of educational choices. Public charter schools are independent from DCPS (the traditional public school system). The DC Public Charter School Board (DCPCSB) provides oversight, but does not manage, any public charter school. DCPCSB uses a tiering system to rate a public charter school’s academic performance, and places each public charter school in one of three performance tiers: Tier 1 (High Performing), Tier 2 (Mid Performing), and Tier 3 (Low Performing). Students complete a My School DC application to request space at a participating public charter school.



DCPS SELECTIVE CITYWIDE HIGH SCHOOLS: ADMISSIONS PROCESS AND REQUIREMENTS

A DCPS selective citywide high school is a high school with no boundary. DCPS has six selective citywide high schools that admit students based on specific admissions requirements and selection criteria. Anyone can apply to these schools, but only students who meet the school's requirements will be eligible to attend that school. The selective citywide high schools, all grades 9–12, are:

- Benjamin Banneker High School
- Columbia Heights Education Campus (CHEC) — CHEC serves grades 6–12. Only grades 9–12 are part of the selective citywide high school.
- Duke Ellington School of the Arts
- McKinley Technology High School
- Phelps Architecture, Construction and Engineering High School
- School Without Walls High School

All DCPS selective citywide high schools require students to upload recent grades and standardized test scores on their My School DC application. Students applying to a DCPS selective citywide high school must complete an additional section of the My School DC application. The additional section is different for each school because each school has its own requirements. See the chart on the next page for more information.

	MINIMUM GPA/ STANDARDIZED TEST SCORES	ESSAY**	ADMISSIONS PROCESS	RECOMMENDATIONS
Banneker (9th-10th)	Minimum 3.0 GPA. Score of "met" or "exceeded expectations" in both math and reading on any standardized test.	Yes	Application review, Family interview	English teacher; Math teacher; Counselor; Principal
CHEC (9th-12th)	None	No*	Application review, Group interview	English teacher; Math teacher; Counselor
Ellington (9th-10th)	None	Yes	Application review, Audition, Admissions test, Family interview	English teacher; Math teacher; Art teacher (or other)
McKinley (9th-10th)	Minimum 2.75 GPA in 4 core classes (English, Math, Science, Social Studies); 3.0 preferred. Score of "met" or "exceeded expectations" in both math and reading on any standardized test.	Yes	Application review, Interview	English teacher; Math teacher; Counselor
Phelps (9th-11th)	Minimum 2.4 GPA. Score of "met" or "exceeded" expectations in both Math and Reading on any standardized test. Attendance rate of 95% or higher.	Yes	Application review, Family interview	English teacher; Math teacher
School Without Walls (9th-12th)	Minimum 3.0 GPA in core subjects.	No	Application review, Admissions test, Student/Parent interview	None

* A student interest survey is required

** Essay questions and requirements can be found at MySchoolDC.org

SPECIAL EDUCATION

Public schools do not discriminate based on special education needs of students. Students who are eligible for special education services can apply to any DCPS or public charter school. The My School DC application does not ask if an applicant has an Individualized Education Program (IEP) or any other questions about special education.

The DC Office of the State Superintendent of Education (OSSE) is responsible for ensuring that students with disabilities are identified and receive a free and appropriate public education if they are found eligible for special education services. Along with providing training or technical assistance to a school, OSSE focuses on developing policy and monitors for compliance regarding the Individuals with Disabilities Education Act (IDEA).

If you want to learn more about your rights as a parent of a child receiving special education services, need resources about special education, or if you have a concern or complaint and you want to discuss options, please contact OSSE at 202-727-6436 or at osse@dc.gov.

ENGLISH LEARNERS (ELs), IMMIGRANT STUDENTS, AND THEIR FAMILIES

As a parent, you and your child are protected by law and have equal rights to a free, high-quality public elementary and secondary education, regardless of your income, ability to speak English, national origin, or immigration status. The My School DC application does not ask any questions about a student's English proficiency level. Schools may request enrollment-related documents; however, they may not ask for any document or information related to your immigration status or the immigration status of your children. In addition, all parents have the right to request an interpreter to assist them in filling out forms or in any communication with teachers, counselors, and other school personnel.

If you want to learn more about your rights and the rights of your children when enrolling in public school, you may contact OSSE for additional information at 202-727-6436 or at osse@dc.gov.

EDUCATION OF HOMELESS YOUTH

McKinney-Vento

According to the McKinney-Vento Homeless Assistance Act, each state education agency (SEA) shall ensure that a child of an individual who is experiencing homelessness and each homeless youth have equal access to the same free and appropriate public education, including a public preschool education, as provided to other children and youth. OSSE is the SEA for the District and works closely with local education agencies so that this education is provided.

To learn more about the Act and to find out who the Homeless Liaison is at your school, please visit osse.dc.gov. You may also contact OSSE for additional information at (202) 654-6123 or at transitory.services@dc.gov.



UNDERSTANDING THE SCHOOL PROFILES

2 **PCS**

1 **Elementary/Middle School Example**

123 Sample Street | Ward A **3**
202.555.5555 | www.exampleschool.com

Grades Served: 5–8 (Accepting all) **4**

School Hours: **5**
8:10 a.m.–3:15 p.m.
After care available

School Uniform: Required **6**

SY 2015-16 Enrollment: 362 **7**

Student Demographics: **8**
36% Black, non-Hispanic
9% Hispanic/Latino
47% White, non-Hispanic
5% Asian

2016 PARCC Scores: **9**
Math 53% ELA 70%
(% met or exceeded expectations)

Charter Performance Tier: **12**
1 89.4%

Specialized Programs: **10**
Montessori

Metro/Bus Service: **11**
 BUS ROUTE
 METRO STATION

2 **DCPS**

1 **High School Example**

456 Sample Street | Ward B **3**
202.555.5555 | www.exampleschool.com

Grades Served: 6-10 (Accepting 6-9) **4**

School Hours: **5**
8:30 a.m.–4:00 p.m.



School Uniform: Not required **6**

SY 2015-16 Enrollment: 104 **7**

Student Demographics: **8**
44% Black, non-Hispanic
3% Hispanic/Latino
42% White, non-Hispanic
2% Asian
<1% Native American/Alaska Native
<1% Native Hawaiian/Pacific Islander
1% Multiracial

2016 PARCC Scores: **9**
Math 40% ELA 42%
(% met or exceeded expectations)

Specialized Programs: **10**
Interscholastic Sports

Metro/Bus Service: **11**
 BUS ROUTE
 METRO STATION

Note: This is one of six DCPS high schools that have specific admissions requirements and selection criteria. **13**

- 1** Name of school.
 - 2** Indicates whether the school is a public charter school (PCS) or a DCPS school (DCPS).
 - 3** School address, phone number, and website.
 - 4** Indicates all grades the school serves. (Note: Schools may not be accepting new students in every grade they serve.)
 - 5** Indicates the school's hours of operation and whether the school provides before or after care. Cost, hours of operation, and space availability vary; please contact schools directly for more information.
 - 6** Indicates whether the school requires a uniform; please contact the school directly regarding cost.
 - 7** This section shows the school's total enrollment for the 2015-16 School Year.
 - 8** This section describes the students who attended the school last year. Profiles for schools that opened this school year do not include this information. Percentages may not total 100 percent due to rounding.
 - 9** The Partnership for Assessment of Readiness for College and Careers (PARCC) is the test used to measure student performance in grades 3–8 and grade 10 in the District. The test has five performance levels: exceeded expectations, met expectations, approached expectations, partially met expectations, and did not meet expectations. This profile shows the percentage of students at the school who scored in the top two levels (met or exceeded expectations).
 - 10** The specialized programs section indicates which, if any, of four specialized programs the school offers. The programs are dual language/immersion, International Baccalaureate (IB), interscholastic sports, and Montessori.
 - 11** This section shows the closest public transportation to the school.
 - 12** Each year, the DC Public Charter School Board (DCPCSB) produces school quality reports for each public charter school it provides oversight for. This report is based on factors such as student academic progress, test scores, and attendance. The report includes a rating in one of three performance tiers: Tier 1 (High Performing) score 65.0 to 100 percent and meet high standards of performance; Tier 2 (Mid Performing) score 35.0 to 64.9 percent and fall short of high performance standards but meet minimum overall performance standards; and Tier 3 (Low Performing) score 0 to 34.9 percent and fall significantly short of high performance standards, showing inadequate performance. Learn more at dcpcsb.org.
- Note: Schools in their first year or educating only pre-kindergarten students do not receive a school quality tier.
- 13** This section explains any additional features of the school, such as special programs that must be applied to or information about the six DCPS selective citywide high schools. The selective high schools, for example, admit students based on specific criteria and eligibility requirements. See page 7 for more information about DCPS selective citywide high schools.

SCHOOLS BY WARD INDEX

WARD 1

1. AppleTree Early Learning PCS – Columbia Heights PK3–PK4	25
2. Bancroft Elementary School PK3–5	28
3. Benjamin Banneker High School 9–12	118
4. Bruce-Monroe Elementary School @ Park View PK3–5	33
5. Cardozo Education Campus 6–12	37
6. Cardozo Education Campus 6–12	119
7. Cesar Chavez PCS for Public Policy – Chavez Prep 6–9	41
8. Cesar Chavez PCS for Public Policy – Chavez Prep 6–9	120
9. Cleveland Elementary School PK3–5	42
10. Columbia Heights Education Campus (CHEC) 6–8	43
11. Columbia Heights Education Campus (CHEC) 9–12	121
12. E.L. Haynes PCS – Middle School 5–8	50
13. H.D. Cooke Elementary School PK3–5	60
14. Howard University Middle School of Mathematics and Science PCS 6–8	65
15. Marie Reed Elementary School PK3–5	85
16. Meridian Public Charter School – Elementary School PK3–6	86
17. Meridian Public Charter School – Middle School 7–8	87
18. Tubman Elementary School PK3–5	108

WARD 2

1. BASIS DC PCS 5–12	29
2. BASIS DC PCS 5–12	118
3. Duke Ellington School of the Arts 9–12	123
4. Garrison Elementary School PK3–5	60
5. Hardy Middle School 6–8	61
6. Hyde-Addison Elementary School PK3–5	65
7. Ross Elementary School PK3–5	97
8. School Without Walls @ Francis-Stevens PK3–8	98

Ward 2 (continued)

9. School Without Walls High School 9–12	130
10. Thomson Elementary School PK3–5.	107

WARD 3

1. Deal Middle School 6–8.	47
2. Eaton Elementary School PK4–5	52
3. Hearst Elementary School PK4–5.	62
4. Janney Elementary School PK4–5	68
5. Key Elementary School PK4–5	70
6. Mann Elementary School PK4–5.	84
7. Murch Elementary School PK4–5	89
8. Oyster-Adams Bilingual School PK4–8.	91
9. Stoddert Elementary School PK4–5	104
10. Wilson High School 9–12	134

WARD 4

1. Barnard Elementary School PK3–5.	28
2. Breakthrough Montessori PCS PK3–K	30
3. Brightwood Education Campus PK3–8	31
4. Capital City PCS – High School 9–12	119
5. Capital City PCS – Lower School PK3–4.	35
6. Capital City PCS – Middle School 5–8	36
7. Center City PCS – Brightwood PK3–8	38
8. Center City PCS – Petworth PK3–8.	39
9. Coolidge High School 9–12	122
10. District of Columbia International School 6–10	48
11. District of Columbia International School 6–10	122
12. Dorothy I. Height Elementary School PK3–5	49
13. E.L. Haynes PCS – Elementary School PK3–4.	50
14. E.L. Haynes PCS – High School 9–12	124
15. Hope Community PCS – Lamond PK3–5	63

Ward 4 (continued)

16. Ideal Academy PCS PK3–8	66
17. Lafayette Elementary School PK4–5	80
18. LaSalle-Backus Education Campus PK3–8	81
19. MacFarland Middle School (Dual Language) 6–7	83
20. Paul PCS – International High School 9–12	128
21. Paul PCS – Middle School 6–8	92
22. Powell Elementary School PK3–5	94
23. Raymond Education Campus PK3–8	95
24. Roosevelt High School 9–12	130
25. Roots PCS PK3–5	97
26. Sela PCS PK3–4	100
27. Shepherd Elementary School PK3–5	101
28. Takoma Education Campus PK3–8	105
29. Truesdell Education Campus PK3–8	107
30. Washington Latin PCS – Middle School 5–8	112
31. Washington Latin PCS – Upper School 9–12	132
32. West Education Campus PK3–8	113
33. Whittier Education Campus PK3–8	114

WARD 5

1. Bridges PCS PK3–5	31
2. Brookland Middle School 6–8	32
3. Browne Education Campus PK3–8	32
4. Bunker Hill Elementary School PK3–5	33
5. Burroughs Elementary School PK3–5	34
6. Center City PCS – Trinidad PK4–8	40
7. City Arts and Prep PCS PK3–8	42
8. Creative Minds International PCS PK3–7	43
9. DC Bilingual PCS PK3–5	44
10. DC Prep PCS – Edgewood Elementary PK3–3	46
11. DC Prep PCS – Edgewood Middle 4–8	46

Ward 5 (continued)

12. Dunbar High School 9–12	123
13. Elsie Whitlow Stokes Community Freedom PCS PK3–5	53
14. Friendship PCS – Armstrong Elementary PK3–5	54
15. Friendship PCS – Woodridge Elementary PK3–3	58
16. Friendship PCS – Woodridge Middle 4–8	59
17. Harmony DC PCS – School of Excellence K–5	61
18. Hope Community PCS – Tolson PK3–8	64
19. Inspired Teaching Demonstration PCS PK3–8	67
20. KIPP DC – College Preparatory PCS 9–12	126
21. KIPP DC – Connect Academy PCS PK3–K	73
22. KIPP DC – Northeast Academy PCS 5–8	76
23. KIPP DC – Spring Academy PCS 1–4	78
24. Langdon Elementary School PK3–5	80
25. Langley Elementary School PK3–5	81
26. Lee Montessori PCS PK3–4	82
27. McKinley Middle School 6–8	86
28. McKinley Technology High School 9–12	127
29. Mundo Verde Bilingual PCS PK3–5	88
30. Noyes Elementary School PK3–5	90
31. Perry Street Preparatory PCS PK3–8	93
32. Phelps Architecture, Construction, and Engineering High School 9–12	128
33. Shining Stars Montessori Academy PCS PK3–6	101
34. The Children’s Guild DC Public Charter School K–8	106
35. Two Rivers PCS at Young PK3–3	109
36. Washington Leadership Academy PCS 9–10	133
37. Washington Mathematics Science Technology PCHS 9–12	133
38. Washington Yu Ying PCS PK3–5	112
39. Wheatley Education Campus PK3–8	114

WARD 6

1. Amidon-Bowen Elementary School PK3-5.	24
2. AppleTree Early Learning PCS – Lincoln Park PK3-PK4.	26
3. AppleTree Early Learning PCS – Southwest PK3-PK4	27
4. Brent Elementary School PK3-5.	30
5. Capitol Hill Montessori @ Logan PK3-8.	36
6. Center City PCS – Capitol Hill PK3-8.	38
7. Center City PCS – Shaw PK4-8	40
8. Cesar Chavez PCS for Public Policy – Capitol Hill 9-12.	120
9. Eagle Academy PCS – Capitol Riverfront PK3-3	51
10. Eastern High School 9-12	124
11. Eliot-Hine Middle School 6-8.	53
12. Friendship PCS – Chamberlain Elementary PK3-3.	56
13. Friendship PCS – Chamberlain Middle 4-8	56
14. J.O. Wilson Elementary School PK3-5.	67
15. Jefferson Middle School Academy 6-8	68
16. KIPP DC – Grow Academy PCS PK3-K.	74
17. KIPP DC – Lead Academy PCS 1-4	75
18. KIPP DC – WILL Academy PCS 5-8	79
19. Ludlow-Taylor Elementary School PK3-5.	83
20. Maury Elementary School PK3-5	85
21. Miner Elementary School PK3-5	87
22. Payne Elementary School PK3-5	92
23. Peabody Elementary School PK3-K.	93
24. Richard Wright PCS for Journalism and Media Arts 8-12	96
25. Richard Wright PCS for Journalism and Media Arts 8-12	129
26. School-Within-School @ Goding PK3-5.	99
27. Seaton Elementary School PK3-5	99
28. Stuart-Hobson Middle School 6-8	105
29. Two Rivers PCS at 4th Street PK3-8.	109
30. Tyler Elementary School PK3-5	110
31. Van Ness Elementary School PK3-2.	110

Ward 6 (continued)

32. Walker-Jones Education Campus PK3–8	111
33. Washington Global Public Charter School 6–8.	111
34. Watkins Elementary School 1–5	113

WARD 7

1. Aiton Elementary School PK3–5.	24
2. AppleTree Early Learning PCS – Oklahoma Ave PK3–PK4.	26
3. Beers Elementary School PK3–5.	29
4. Burrville Elementary School PK3–5.	34
5. C.W. Harris Elementary School PK3–5	35
6. Cesar Chavez PCS for Public Policy – Parkside High School 9–12	121
7. Cesar Chavez PCS for Public Policy – Parkside Middle School 6–8	41
8. DC Prep PCS – Benning Elementary PK3–3	45
9. DC Prep PCS – Benning Middle 4–8	45
10. DC Scholars PCS PK3–8	47
11. Drew Elementary School PK3–5	49
12. Friendship PCS – Blow-Pierce Elementary PK3–3	55
13. Friendship PCS – Blow-Pierce Middle 4–8	55
14. Friendship PCS – Collegiate Academy 9–12	125
15. Houston Elementary School PK3–5	64
16. IDEA PCS 9–12.	126
17. Kelly Miller Middle School 6–8.	69
18. Kimball Elementary School PK3–5	71
19. KIPP DC – Arts and Technology Academy PCS PK3–K	72
20. KIPP DC – KEY Academy PCS 5–8	75
21. KIPP DC – LEAP Academy PCS PK3–PK4.	76
22. KIPP DC – Promise Academy PCS K–4.	77
23. KIPP DC – Quest Academy PCS 1–4	77
24. KIPP DC – Valor Academy PCS 5–8	78
25. Nalle Elementary School PK3–5.	89
26. Plummer Elementary School PK3–5	94

Ward 7 (continued)

27. Randle Highlands Elementary School PK3–5	95
28. Ron Brown College Preparatory High School 9–10	129
29. SEED Public Charter School of Washington DC 6–12	100
30. SEED Public Charter School of Washington DC 6–12	131
31. Smothers Elementary School PK3–5	102
32. Sousa Middle School 6–8	103
33. Thomas Elementary School PK3–5	106
34. Woodson High School 9–12	134

WARD 8

1. Achievement Prep PCS – Wahler Place Elementary PK3–3	23
2. Achievement Prep PCS – Wahler Place Middle 4–8	23
3. Anacostia High School 9–12	117
4. AppleTree Early Learning PCS – Douglas Knoll (Southeast) PK3–PK4	25
5. AppleTree Early Learning PCS – Parklands (Southeast) PK3–PK4	27
6. Ballou High School 9–12	117
7. Cedar Tree Academy PCS PK3–K	37
8. Center City PCS – Congress Heights PK3–8	39
9. DC Prep PCS – Anacostia Elementary PK3–1	44
10. Democracy Prep Congress Heights PCS PK3–8	48
11. Eagle Academy PCS – Congress Heights PK3–3	51
12. Early Childhood Academy PCS PK3–3	52
13. Excel Academy PCS PK3–8	54
14. Friendship PCS – Southeast Elementary Academy PK3–5	57
15. Friendship PCS – Technology Preparatory High School Academy 9–12	125
16. Friendship PCS – Technology Preparatory Middle Academy 6–8	58
17. Garfield Elementary School PK3–5	59
18. Hart Middle School 6–8	62
19. Hendley Elementary School PK3–5	63
20. Ingenuity Prep PCS PK3–4	66

Ward 8 (continued)

21. Johnson Middle School 6–8	69
22. Ketcham Elementary School PK3–5	70
23. King Elementary School PK3–5	71
24. KIPP DC – AIM Academy PCS 5–8	72
25. KIPP DC – Discover Academy PCS PK3–K	73
26. KIPP DC – Heights Academy PCS 1–4	74
27. Kramer Middle School 6–8	79
28. Leckie Elementary School PK3–8	82
29. Malcolm X Elementary School @ Green PK3–5	84
30. Moten Elementary School PK3–5	88
31. National Collegiate Preparatory Public Charter High School 9–12 . . .	127
32. Orr Elementary School PK3–5	90
33. Patterson Elementary School PK3–5	91
34. Rocketship Rise Academy PCS PK3–3	96
35. Savoy Elementary School PK3–5	98
36. Simon Elementary School PK3–5	102
37. Somerset Preparatory Academy PCS 6–12	103
38. Somerset Preparatory Academy PCS 6–12	131
39. Stanton Elementary School PK3–5	104
40. Thurgood Marshall Academy PCS 9–12	132
41. Turner Elementary School PK3–5	108

DISTRICT WIDE

1. Friendship PCS – Online K–8	57
--	----



School Profiles

PK3-8

 **March 1, 2017**

Application deadline
for grades PK3-8

PCS

Achievement Prep PCS – Wahler Place Elementary

908 Wahler Pl. SE | Ward 8
202-562-1307 | www.achievementprep.org

Grades Served: PK3-3 (Accepting all)

School Hours:

MTRF: 8:00 a.m.–4:15 p.m.
W: 8:00 a.m.–1:30 p.m.
Before and after care available

School Uniform: Required

SY 2015-16 Enrollment: 273

Student Demographics:

99% Black, non-Hispanic
1% Hispanic/Latino



2016 PARCC Scores:

Math 29% ELA 31%
(% met or exceeded expectations)

Charter Performance Tier:

3 26.3%

Metro/Bus Service:

 46, A6, A7, M8, M9, W2
 Congress Heights

PCS

Achievement Prep PCS – Wahler Place Middle

908 Wahler Pl. SE | Ward 8
202-562-1214 | www.achievementprep.org

Grades Served: 4-8 (Accepting all)

School Hours:

MTRF: 8:00 a.m.–4:15 p.m.
W: 8:00 a.m.–1:30 p.m.
Before and after care available

School Uniform: Required

SY 2015-16 Enrollment: 383

Student Demographics:

99% Black, non-Hispanic
1% Hispanic/Latino

2016 PARCC Scores:

Math 12% ELA 24%
(% met or exceeded expectations)



Charter Performance Tier:

2 38.3%

Specialized Programs:

Interscholastic Sports

Metro/Bus Service:

 46, A6, A7, M8, M9, W2
 Congress Heights

DCPS

Aiton Elementary School

533 48th Pl. NE | Ward 7
202-671-6060 | profiles.dcps.dc.gov/aiton

Grades Served: PK3-5 (Accepting all)

School Hours:

8:45 a.m.–3:15 p.m.
After care available

School Uniform: Required

SY 2015-16 Enrollment: 260

Student Demographics:

99% Black, non-Hispanic
1% Hispanic/Latino

2016 PARCC Scores:

Math 14% ELA 6%
(% met or exceeded expectations)

Metro/Bus Service:

 96, 97, U5, U6, U8, W4, X9

Note: This school is a Title I DCPS Early Action PK school for grades PK3 and PK4.

DCPS

Amidon-Bowen Elementary School

401 I St. SW | Ward 6
202-724-4867
profiles.dcps.dc.gov/Amidon-Bowen+Elementary+School

Grades Served: PK3-5 (Accepting all)

School Hours:

8:30 a.m.–4:30 p.m.
After care available

School Uniform: Required

SY 2015-16 Enrollment: 356

Student Demographics:

89% Black, non-Hispanic
5% Hispanic/Latino
3% White, non-Hispanic
2% Asian
1% Multiracial



2016 PARCC Scores:

Math 12% ELA 9%
(% met or exceeded expectations)

Specialized Programs:

Interscholastic Sports

Metro/Bus Service:

 74, A9, A42, A46, A48, P6, V7, V9, W9
 Waterfront

Note: This school is a Title I DCPS Early Action PK school for grades PK3 and PK4.

PCS

AppleTree Early Learning PCS – Columbia Heights

2750 14th St. NW | Ward 1
202-667-9490 | www.appletreeinstitute.org

Grades Served: PK3-PK4 (*Accepting all*)

School Hours:

9:00 a.m.–3:15 p.m.
Before and after care available

School Uniform: Required

SY 2015-16 Enrollment: 158

Student Demographics:

55% Black, non-Hispanic
19% Hispanic/Latino
23% White, non-Hispanic
3% Asian



2016 PARCC Scores:

Students do not take PARCC
before grade 3.

Charter Performance Tier:

Schools do not receive a performance tier
in their first year or if they only serve PK
students.

Metro/Bus Service:

 52, 53, 54
 Columbia Heights

PCS

AppleTree Early Learning PCS – Douglas Knoll (Southeast)

2017 Savannah Ter. SE | Ward 8
202-629-2545 | www.appletreeinstitute.org

Grades Served: PK3-PK4 (*Accepting all*)

School Hours:

9:00 a.m.–3:15 p.m.
Before and after care available

School Uniform: Required

SY 2015-16 Enrollment: 177

Student Demographics:

95% Black, non-Hispanic
3% Hispanic/Latino
1% Native American/Alaska Native
1% Native Hawaiian/Pacific Islander

2016 PARCC Scores:

Students do not take PARCC
before grade 3.

Charter Performance Tier:

Schools do not receive a performance tier
in their first year or if they only serve PK
students.

Metro/Bus Service:

 W4
 Congress Heights

PCS

AppleTree Early Learning PCS – Lincoln Park

138 12th St. NE | Ward 6
202-621-6581 | www.appletreeinstitute.org

Grades Served: PK3-PK4 (Accepting all)

School Hours:

9:00 a.m.–3:15 p.m.
Before and after care available

School Uniform: Required

SY 2015-16 Enrollment: 60

Student Demographics:

33% Black, non-Hispanic
8% Hispanic/Latino
52% White, non-Hispanic
5% Asian
2% Native American/Alaska Native



2016 PARCC Scores:

Students do not take PARCC before grade 3.

Charter Performance Tier:

Schools do not receive a performance tier in their first year or if they only serve PK students.

Metro/Bus Service:

 90, 92, 93
 Eastern Market

PCS

AppleTree Early Learning PCS – Oklahoma Ave

330 21st St. NE | Ward 7
202-629-2179 | www.appletreeinstitute.org

Grades Served: PK3-PK4 (Accepting all)

School Hours:

9:00 a.m.–3:15 p.m.
Before and after care available

School Uniform: Required

SY 2015-16 Enrollment: 156

Student Demographics:

98% Black, non-Hispanic
1% Hispanic/Latino
1% White, non-Hispanic



2016 PARCC Scores:

Students do not take PARCC before grade 3.

Charter Performance Tier:

Schools do not receive a performance tier in their first year or if they only serve PK students.

Metro/Bus Service:

 D6
 Stadium-Armory

PCS

AppleTree Early Learning PCS – Parklands (Southeast)

2011 Savannah St. SE | Ward 8
202-506-1890 | www.appletreeinstitute.org

Grades Served: PK3-PK4 (Accepting all)

School Hours:

9:00 a.m.–3:15 p.m.
Before and after care available

School Uniform: Required

SY 2015-16 Enrollment: 177

Student Demographics:

95% Black, non-Hispanic
3% Hispanic/Latino
1% Native American/Alaska Native
1% Native Hawaiian/Pacific Islander



2016 PARCC Scores:

Students do not take PARCC before grade 3.

Charter Performance Tier:

Schools do not receive a performance tier in their first year or if they only serve PK students.

Metro/Bus Service:

 32, 94, W2, W3
 Congress Heights

PCS

AppleTree Early Learning PCS – Southwest

801 7th St. SW | Ward 6
202-646-0500 | www.appletreeinstitute.org

Grades Served: PK3-PK4 (Accepting all)

School Hours:

9:00 a.m.–3:15 p.m.
Before and after care available

School Uniform: Required

SY 2015-16 Enrollment: 102

Student Demographics:

81% Black, non-Hispanic
8% Hispanic/Latino
7% White, non-Hispanic
3% Asian
1% Native American/Alaska Native



2016 PARCC Scores:

Students do not take PARCC before grade 3.

Charter Performance Tier:

Schools do not receive a performance tier in their first year or if they only serve PK students.

Metro/Bus Service:

 8, 9, P6, V7
 Waterfront

DCPS

Bancroft Elementary School

1755 Newton St. NW | Ward 1
202-673-7280
www.bancroftelementary.org

Grades Served: PK3-5 (Accepting all)

School Hours:

8:45 a.m.–3:15 p.m.
Before and after care available

School Uniform: Not Required

SY 2015-16 Enrollment: 521

Student Demographics:

8% Black, non-Hispanic
71% Hispanic/Latino
14% White, non-Hispanic
6% Asian
1% Multiracial



2016 PARCC Scores:

Math 30% ELA 20%
(% met or exceeded expectations)

Specialized Programs:

Dual Language/Immersion,
Interscholastic Sports

Metro/Bus Service:

 42, 43, 52, 53, 54, H1, H2, H3, H4, H8,
S1, S2, S4, S9, DC Circulator
 Columbia Heights

Note: Bancroft will be temporarily located at 4300 13th St. NW for SY17-18.

DCPS

Barnard Elementary School

430 Decatur St. NW | Ward 4
202-576-1100 | profiles.dcps.dc.gov/
Barnard+Elementary+School

Grades Served: PK3-5 (Accepting all)

School Hours:

8:00 a.m.–3:15 p.m.
After care available

School Uniform: Required

SY 2015-16 Enrollment: 637

Student Demographics:

48% Black, non-Hispanic
49% Hispanic/Latino
2% White, non-Hispanic
<1% Asian
<1% Native American/Alaska Native
<1% Native Hawaiian/Pacific Islander
1% Multiracial


2016 PARCC Scores:

Math 34% ELA 32%
(% met or exceeded expectations)

Specialized Programs:

Interscholastic Sports

Metro/Bus Service:

 60, 62, 63, 64, 70, 71, 79

PCS

BASIS DC PCS

410 8th St. NW | Ward 2
202-393-5437 | www.basisdc.org

Grades Served: 5–12 (Accepting 5–9)

School Hours:

8:45 a.m.–4:00 p.m.
Before and after care available

School Uniform: Not Required

SY 2015-16 Enrollment: 599

Student Demographics:

39% Black, non-Hispanic
7% Hispanic/Latino
41% White, non-Hispanic
6% Asian
<1% Native Hawaiian/Pacific Islander
7% Multiracial

2016 PARCC Scores:

Math 61% ELA 60%
(% met or exceeded expectations)



Charter Performance Tier:

1 MS – **74.3%** **1** HS – **94.8%**

Specialized Programs:

Interscholastic Sports

Metro/Bus Service:

 32, 36, 39, 54, 70, 74, 79, D3, D6
 Archives, Gallery Place

DCPS

Beers Elementary School

3600 Alabama Ave. SE | Ward 7
202-939-4800
profiles.dcps.dc.gov/
Beers+Elementary+School

Grades Served: PK3-5 (Accepting all)

School Hours:

8:45 a.m.–3:15 p.m.
After care available

School Uniform: Required

SY 2015-16 Enrollment: 437

Student Demographics:

98% Black, non-Hispanic
<1% Hispanic/Latino
1% White, non-Hispanic

2016 PARCC Scores:

Math 21% ELA 17%
(% met or exceeded expectations)

Specialized Programs:

Interscholastic Sports

Metro/Bus Service:

 36, 39, F14, M2, M6, V5, W4

PCS

Breakthrough Montessori PCS

1244 Taylor St. NW | Ward 4
202-407-7021

www.breakthroughmontessori.org

Grades Served: PK3–K (Accepting all)

School Hours:

8:30 a.m.–3:30 p.m.
Before and after care available

School Uniform: Not Required

SY 2015-16 Enrollment:

School opened in 2016

Student Demographics:

School opened in 2016

2016 PARCC Scores:

School opened in 2016

Charter Performance Tier:

School opened in 2016

Specialized Programs:

Montessori

DCPS

Brent Elementary School

301 North Carolina Ave. SE | Ward 6
202-698-3363 | www.brentelementary.org

Grades Served: PK3–5 (Accepting all)

School Hours:

8:45 a.m.–3:15 p.m.
Before and after care available

School Uniform: Required

SY 2015-16 Enrollment: 384



Student Demographics:

17% Black, non-Hispanic
7% Hispanic/Latino
66% White, non-Hispanic
3% Asian
<1% Native American/Alaska Native
<1% Native Hawaiian/Pacific Islander
7% Multiracial

2016 PARCC Scores:

Math 61% ELA 61%
(% met or exceeded expectations)

Metro/Bus Service:

 32, 34, 36, 39, 90, 92, 93, 96, 97, P17,
P19, W13, DC Circulator
 Capitol South

PCS

Bridges PCS

100 Gallatin St. NE | Ward 5
202-545-0515 | www.bridgespcs.org

Grades Served: PK3–5 (*Accepting all*)

School Hours:

MTWR: 8:30 a.m.–3:30 p.m.
F: 8:30 a.m.–1:00 p.m.
Before and after care available

School Uniform: Not Required

SY 2015-16 Enrollment: 333

Student Demographics:

44% Black, non-Hispanic
28% Hispanic/Latino
26% White, non-Hispanic
1% Asian
2% Multiracial


2016 PARCC Scores:


PARCC scores not displayed if school tested fewer than 25 students.

Charter Performance Tier:

Schools do not receive a performance tier in their first year or if they only serve PK students.

Metro/Bus Service:

 60, 64, 80, E2, E3, E4, F6, K2, K6, K9, R1, R2

 Fort Totten

Note: Bridges PCS has an additional lottery preference for high level special education students to gain entry into our high level special education classrooms. Contact school for details.

DCPS

Brightwood Education Campus

1300 Nicholson St. NW | Ward 4
202-722-5670 | profiles.dcps.dc.gov/Brightwood+Education+Campus

Grades Served: PK3–8 (*Accepting all*)

School Hours:

8:45 a.m.–3:15 p.m.
After care available

School Uniform: Required

SY 2015-16 Enrollment: 709

Student Demographics:

23% Black, non-Hispanic
74% Hispanic/Latino
1% White, non-Hispanic
1% Asian
<1% Multiracial


2016 PARCC Scores:

Math 20% ELA 12%
(% met or exceeded expectations)

Specialized Programs:

Interscholastic Sports

Metro/Bus Service:

 52, 53, 54, 70, 71, 79, E2, E4, S1, S2, S4, S9

DCPS

Brookland Middle School

1150 Michigan Ave. NE | Ward 5
202-759-1999 | profiles.dcps.dc.gov/
Brightwood+Education+Campus

Grades Served: 6-8 (Accepting all)

School Hours:

8:45 a.m.–3:15 p.m.
After care available

School Uniform: Required

SY 2015-16 Enrollment: 315



Student Demographics:

94% Black, non-Hispanic
4% Hispanic/Latino
1% White, non-Hispanic
<1% Multiracial

2016 PARCC Scores:

Math 5% ELA 15%
(% met or exceeded expectations)

Metro/Bus Service:

 80, E2, G8, H1, H2, H3, H4, H6, H8,
H9, R4
 Brookland-CUA

DCPS

Browne Education Campus

850 26th St. NE | Ward 5
202-671-6210 | profiles.dcps.dc.gov/
Browne+Education+Campus

Grades Served: PK3–8 (Accepting all)

School Hours:

8:45 a.m.–3:15 p.m.
After care available

School Uniform: Required

SY 2015-16 Enrollment: 333

Student Demographics:

95% Black, non-Hispanic
3% Hispanic/Latino
1% Multiracial

2016 PARCC Scores:

Math 6% ELA 7%
(% met or exceeded expectations)

Specialized Programs:

Interscholastic Sports, International
Baccalaureate

Metro/Bus Service:

 X1, X2, X3, X8

Note: This school is a Title I DCPS Early
Action PK school for grades PK3 and PK4.

Bruce-Monroe Elementary School @ Park View

3560 Warder St. NW | Ward 1
202-576-6222 | www.bmpv.org

Grades Served: PK3–5 (*Accepting all*)

School Hours:

8:40 a.m.–3:15 p.m.
After care available

School Uniform: Required

SY 2015-16 Enrollment: 470

Student Demographics:

19% Black, non-Hispanic
76% Hispanic/Latino
4% White, non-Hispanic
<1% Asian
1% Multiracial



2016 PARCC Scores:

Math 25% ELA 14%
(% met or exceeded expectations)

Specialized Programs:

Dual Language/Immersion,
Interscholastic Sports

Metro/Bus Service:

 60, 62, 63, 64, 70, 71, 79, H1, H2, H3,
H4, H8
 Georgia Ave–Petworth

Bunker Hill Elementary School

1401 Michigan Ave. NE | Ward 5
202-576-6095 | profiles.dcps.dc.gov/
Bunker+Hill+Elementary+School

Grades Served: PK3–5 (*Accepting all*)

School Hours:

8:00 a.m.–3:30 p.m.
After care available

School Uniform: Required

SY 2015-16 Enrollment: 156

Student Demographics:

85% Black, non-Hispanic
9% Hispanic/Latino
1% Asian
1% Native American/Alaska Native
1% Native Hawaiian/Pacific Islander
4% Multiracial


2016 PARCC Scores:

Math 21% ELA 17%
(% met or exceeded expectations)

Specialized Programs:

Interscholastic Sports

Metro/Bus Service:

 80, E2, H6, H8, H9, R4

Note: This school is a Title I DCPS Early Action PK school for grades PK3 and PK4.

DCPS

Burroughs Elementary School

1820 Monroe St. NE | Ward 5
202-576-6150 | www.jbecstem.com

Grades Served: PK3–5 (Accepting all)

School Hours:

8:45 a.m.–3:15 p.m.
Before and after care available

School Uniform: Required

SY 2015-16 Enrollment: 285

Student Demographics:

90% Black, non-Hispanic
7% Hispanic/Latino
2% White, non-Hispanic
<1% Asian
<1% Multiracial


2016 PARCC Scores:

Math 32% ELA 24%
(% met or exceeded expectations)

Specialized Programs:

Interscholastic Sports

Metro/Bus Service:

 84, E2, G8, H6

Note: This school is a Title I DCPS Early Action PK school for grades PK3 and PK4.

DCPS

Burrville Elementary School

801 Division Ave. NE | Ward 7
202-671-6020 | www.burrvillees.org

Grades Served: PK3–5 (Accepting all)

School Hours:

8:15 a.m.–4:00 p.m.
After care available

School Uniform: Required

SY 2015-16 Enrollment: 326

Student Demographics:

99% Black, non-Hispanic
1% Hispanic/Latino
1% Multiracial

2016 PARCC Scores:

Math 11% ELA 10%
(% met or exceeded expectations)

Specialized Programs:

Interscholastic Sports

Metro/Bus Service:

 U5, U6, U8, W4, X9

DCPS

C.W. Harris Elementary School

301 53rd St. SE | Ward 7
202-645-3188 | profiles.dcps.dc.gov/
C.W.+Harris+Elementary+School

Grades Served: PK3–5 (*Accepting all*)

School Hours:

8:10 a.m.–5:15 p.m.

School Uniform: Required

SY 2015-16 Enrollment: 293

Student Demographics:

100% Black, non-Hispanic
<1% Hispanic/Latino

2016 PARCC Scores:

Math 9% ELA 5%
(% met or exceeded expectations)

Specialized Programs:

Interscholastic Sports

Metro/Bus Service:

 25, 96, 97, U5, U6, W4

PCS

Capital City PCS – Lower School

100 Peabody St. NW | Ward 4
202-808-9800 | www.ccpcs.org

Grades Served: PK3–4 (*Accepting all*)

School Hours:

MTRF 8:30 a.m.–3:30 p.m.
W 8:30 a.m.–1:30 p.m.
Before and after care available

School Uniform: Not Required

SY 2015-16 Enrollment: 324

Student Demographics:

36% Black, non-Hispanic
41% Hispanic/Latino
13% White, non-Hispanic
2% Asian
8% Multiracial



2016 PARCC Scores:

Math 27% ELA 24%
(% met or exceeded expectations)

Charter Performance Tier:

2 60.8%

Metro/Bus Service:

 62, 63, K2
 Fort Totten, Takoma

PCS

Capital City PCS – Middle School

100 Peabody St. NW | Ward 4
202-808-9800 | www.ccpcs.org

Grades Served: 5–8 (Accepting all)

School Hours:

MTRF 8:30 a.m.–3:30 p.m.
W 8:30 a.m.–1:30 p.m.
Before and after care available

School Uniform: Not Required

SY 2015-16 Enrollment: 324

Student Demographics:

44% Black, non-Hispanic
44% Hispanic/Latino
8% White, non-Hispanic
2% Asian
<1% Native American/Alaska Native
2% Multiracial

2016 PARCC Scores:

Math 17% ELA 34%
(% met or exceeded expectations)



Charter Performance Tier:

2 57.4%

Specialized Programs:

Interscholastic Sports

Metro/Bus Service:

 62, 63, K2
 Fort Totten, Takoma

DCPS

Capitol Hill Montessori @ Logan

215 G St. NE | Ward 6
202-698-4467
www.capitolhillmontessorischool.org

Grades Served: PK3–8 (Accepting all)

School Hours:

8:45 a.m.–3:15 p.m.
Before and after care available

School Uniform: Not Required

SY 2015-16 Enrollment: 330

Student Demographics:

58% Black, non-Hispanic
2% Hispanic/Latino
34% White, non-Hispanic
1% Asian
6% Multiracial



2016 PARCC Scores:

Math 34% ELA 35%
(% met or exceeded expectations)

Specialized Programs:

Montessori, Interscholastic Sports

Metro/Bus Service:

 80, 96, 97, D3, D4, D6, D8, X1, X2, X8,
X9, DC Circulator
 Union Station

DCPS

Cardozo Education Campus

1200 Clifton St. NW | Ward 1
202-673-7385 | www.cardozohs.com

Grades Served: 6–12 (Accepting all)

School Hours:

8:45 a.m.–3:15 p.m.

School Uniform: Required

SY 2015-16 Enrollment: 783

Student Demographics:

47% Black, non-Hispanic

50% Hispanic/Latino

1% White, non-Hispanic

1% Asian

<1% Native American/Alaska Native

<1% Native Hawaiian/Pacific Islander

1% Multiracial

2016 PARCC Scores:

Math 2%

ELA 7%


(% met or exceeded expectations)

Specialized Programs:

Interscholastic Sports

Metro/Bus Service:

 52, 53, 54, 63, 64, 70, 90, 92, 93, 96,
H1, H2, H8, X3

 U Street

PCS

Cedar Tree Academy PCS

701 Howard Rd. SE | Ward 8
202-610-4193 | www.cedartree-dc.org

Grades Served: PK3–K (Accepting all)

School Hours:

7:45 a.m.–3:30 p.m.

Before and after care available

School Uniform: Required

SY 2015-16 Enrollment: 366

Student Demographics:

99% Black, non-Hispanic

<1% Hispanic/Latino

<1% Multiracial

2016 PARCC Scores:

Students do not take PARCC
before grade 3.

Charter Performance Tier:

1 86%

Metro/Bus Service:

 B2

 Anacostia

PCS

Center City PCS – Brightwood

6008 Georgia Ave. NW | Ward 4
202-723-3322 | www.centercitypcs.org

Grades Served: PK3–8 (Accepting all)

School Hours:

MTRF: 8:30 a.m.–4:00 p.m.
W: 8:30 a.m.–2:30 p.m.
Before and after care available

School Uniform: Required

SY 2015-16 Enrollment: 252

Student Demographics:

43% Black, non-Hispanic
50% Hispanic/Latino
2% White, non-Hispanic
<1% Asian
4% Native American/Alaska Native
1% Multiracial


2016 PARCC Scores:

Math 30% ELA 25%
(% met or exceeded expectations)

Charter Performance Tier:

1 66.6%

Metro/Bus Service:

 52, 53, 54, 70

PCS

Center City PCS – Capitol Hill

1503 East Capitol St. SE | Ward 6
202-547-7556 | www.centercitypcs.org

Grades Served: PK3–8 (Accepting all)

School Hours:

MTRF: 8:30 a.m.–4:00 p.m.
W: 8:30 a.m.–2:30 p.m.
Before and after care available

School Uniform: Required

SY 2015-16 Enrollment: 244

Student Demographics:

97% Black, non-Hispanic
2% Hispanic/Latino
1% White, non-Hispanic
<1% Multiracial



2016 PARCC Scores:

Math 13% ELA 10%
(% met or exceeded expectations)

Charter Performance Tier:

2 39.4%

Metro/Bus Service:

 D6
 Stadium–Armory

PCS

Center City PCS – Congress Heights

220 Highview Pl. SE | Ward 8
202-562-7070 | www.centercitypcs.org

Grades Served: PK3–8 (Accepting all)

School Hours:

MTRF: 8:30 a.m.–4:00 p.m.
W: 8:30 a.m.–2:30 p.m.
Before and after care available

School Uniform: Required

SY 2015-16 Enrollment: 243

Student Demographics:

100% Black, non-Hispanic
<1% Hispanic/Latino



2016 PARCC Scores:

Math 17% ELA 25%
(% met or exceeded expectations)

Charter Performance Tier:

2 52.6%

Metro/Bus Service:

 42, 48, A2, A8
 Congress Heights

PCS

Center City PCS – Petworth

510 Webster St. NW | Ward 4
202-726-9212 | www.centercitypcs.org

Grades Served: PK3–8 (Accepting all)

School Hours:

MTRF: 8:30 a.m.–4:00 p.m.
W: 8:30 a.m.–2:30 p.m.
Before and after care available

School Uniform: Required

SY 2015-16 Enrollment: 251

Student Demographics:

41% Black, non-Hispanic
55% Hispanic/Latino
2% White, non-Hispanic
1% Asian
<1% Native American/Alaska Native
2% Native Hawaiian/Pacific Islander



2016 PARCC Scores:

Math 25% ELA 32%
(% met or exceeded expectations)

Charter Performance Tier:

1 69.3%

Metro/Bus Service:

 70, H8
 Georgia Ave–Petworth

PCS

Center City PCS – Shaw

711 N St. NW | Ward 6
202-234-1093 | www.centercitypcs.org

Grades Served: PK4–8 (Accepting all)

School Hours:

MTRF: 8:30 a.m.–4:00 p.m.
W: 8:30 a.m.–2:30 p.m.
Before and after care available

School Uniform: Required

SY 2015-16 Enrollment: 237

Student Demographics:

68% Black, non-Hispanic
28% Hispanic/Latino
1% Asian
3% Native American/Alaska Native


2016 PARCC Scores:

Math 29% ELA 25%
(% met or exceeded expectations)

Charter Performance Tier:

1 69%

Metro/Bus Service:

 70
 Mt. Vernon Square/7th St-Convention Center

PCS

Center City PCS – Trinidad

1217 West Virginia Ave. NE | Ward 5
202-397-1614 | www.centercitypcs.org

Grades Served: PK4–8 (Accepting all)

School Hours:

MTRF: 8:30 a.m.–4:00 p.m.
W: 8:30 a.m.–2:30 p.m.
Before and after care available

School Uniform: Required

SY 2015-16 Enrollment: 211

Student Demographics:

97% Black, non-Hispanic
3% Hispanic/Latino



2016 PARCC Scores:

Math 9% ELA 14%
(% met or exceeded expectations)

Charter Performance Tier:

3 32.7%

Metro/Bus Service:

 90, 92, 93, D3, D4, D8, X3
 NoMa–Gallaudet U

PCS

Cesar Chavez PCS for Public Policy – Chavez Prep

770 Kenyon St. NW | Ward 1
202-723-3975 | www.chavezschools.org

Grades Served: 6–9 (Accepting all)

School Hours:

MTWR: 8:00 a.m.–3:30 p.m.
F: 8:00 a.m.–12:00 p.m.

School Uniform: Required

SY 2015-16 Enrollment: 357

Student Demographics:

43% Black, non-Hispanic
56% Hispanic/Latino
2% Asian



2016 PARCC Scores:

Math 7% ELA 16%
(% met or exceeded expectations)

Charter Performance Tier:

2 37.9%

Metro/Bus Service:

 62, 63, 70
 Columbia Heights

PCS

Cesar Chavez PCS for Public Policy – Parkside Middle School

3701 Hayes St. NE | Ward 7
202-398-2230 | www.chavezschools.org

Grades Served: 6–8 (Accepting all)

School Hours:

MTWR: 8:00 a.m.–3:30 p.m.
F: 8:00 a.m.–12:00 p.m.

School Uniform: Required

SY 2015-16 Enrollment: 302

Student Demographics:

96% Black, non-Hispanic
3% Hispanic/Latino
<1% Multiracial


2016 PARCC Scores:

Math 7% ELA 14%
(% met or exceeded expectations)

Charter Performance Tier:

2 39.3%

Metro/Bus Service:

 U5, U6
 Minnesota Ave

PCS

City Arts and Prep PCS

705 Edgewood St. NE | Ward 5
202-269-4646 | www.cityartspcs.org

Grades Served: PK3–8 (Accepting all)

School Hours:

8:00 a.m.–4:00 p.m.
Before and after care available

School Uniform: Required

SY 2015-16 Enrollment: 467

Student Demographics:

97% Black, non-Hispanic
3% Hispanic/Latino
<1% White, non-Hispanic
<1% Asian
<1% Multiracial



2016 PARCC Scores:

Math 18% ELA 20%
(% met or exceeded expectations)

Charter Performance Tier:

2 49.4%

Metro/Bus Service:

 D8, G8
 Brookland–CUA, Rhode Island Ave

DCPS

Cleveland Elementary School

1825 8th St. NW | Ward 1
202-939-4380 | profiles.dcps.dc.gov/Cleveland+Elementary+School

Grades Served: PK3–5 (Accepting all)

School Hours:

8:45 a.m.–3:15 p.m.
After care available

School Uniform: Required

SY 2015-16 Enrollment: 319

Student Demographics:

60% Black, non-Hispanic
33% Hispanic/Latino
4% White, non-Hispanic
<1% Asian
3% Multiracial



2016 PARCC Scores:

Math 33% ELA 29%
(% met or exceeded expectations)

Specialized Programs:

Dual Language/Immersion,
Interscholastic Sports

Metro/Bus Service:

 63, 64, 70, 79, 90, 92, 93, 96, G2,
G8, X3
 Shaw–Howard U

Note: This school offers a dual language program and a traditional program. You may apply to one or both.

DCPS

Columbia Heights Education Campus 6-8 (CHEC)

3101 16th St. NW | Ward 1
202-939-7700 | www.checdc.org

Grades Served: 6-8 (Accepting all)

School Hours:

8:45 a.m.-3:15 p.m.

School Uniform: Required

SY 2015-16 Enrollment: 1393

Student Demographics:

35% Black, non-Hispanic
62% Hispanic/Latino
1% White, non-Hispanic
2% Asian
<1% Native American/Alaska Native
<1% Native Hawaiian/Pacific Islander
<1% Multiracial



2016 PARCC Scores:

Math 5% ELA 19%
(% met or exceeded expectations)

Specialized Programs:

Dual Language/Immersion,
Interscholastic Sports

Metro/Bus Service:

 42, 43, 52, 53, 54, H1, H2, H3, H4, H8,
S1, S2, S3, S4, S9, DC Circulator
 Columbia Heights

PCS

Creative Minds International PCS

3700 North Capitol St. NW | Ward 5
202-588-0370 | www.creativemindspcs.org

Grades Served: PK3-7 (Accepting all)

School Hours:

8:45 a.m.-3:30 p.m.
Before and after care available

School Uniform: Not Required

SY 2015-16 Enrollment: 237

Student Demographics:

32% Black, non-Hispanic
14% Hispanic/Latino
46% White, non-Hispanic
6% Asian
<1% Native American/Alaska Native
1% Multiracial



2016 PARCC Scores:

Math 27% ELA 33%
(% met or exceeded expectations)

Charter Performance Tier:

 52.6%

Metro/Bus Service:

 60, 64, 80, H2, H8
 Brookland-CUA, Georgia Ave-Petworth

PCS

DC Bilingual PCS

33 Riggs Rd. NE | Ward 5
202-750-6674 | www.dcbilingual.org

Grades Served: PK3–5 (Accepting all)

School Hours:

MTWR: 8:00 a.m.–4:00 p.m.
F: 8:00 a.m.–1:00 p.m.
Before and after care available

School Uniform: Not Required

SY 2015-16 Enrollment: 403

Student Demographics:

18% Black, non-Hispanic
56% Hispanic/Latino
20% White, non-Hispanic
3% Native American/Alaska Native
2% Multiracial

2016 PARCC Scores:

Math 39% ELA 38%
(% met or exceeded expectations)



Charter Performance Tier:

1 75.3%

Specialized Programs:

Dual Language/Immersion,
Interscholastic Sports

Metro/Bus Service:

 60, 64, E2, E4, K2, K6, R1, R2
 Fort Totten

PCS

DC Prep PCS – Anacostia Elementary

1409 V St. SE | Ward 8
202-729-3500 | www.dcrep.org

Grades Served: PK3–1 (Accepting all)

School Hours:

MTWR: 8:00 a.m.–4:00 p.m.
F: 8:00 a.m.–3:00 p.m.
After care available

School Uniform: Required

SY 2015-16 Enrollment: 141

Student Demographics:

89% Black, non-Hispanic
4% Hispanic/Latino
7% Multiracial

2016 PARCC Scores:

Students do not take PARCC before grade 3.

Charter Performance Tier:

Schools do not receive a performance tier in their first year or if they only serve PK students.

Metro/Bus Service:

 90, 92, 94, A2, A4, A6, A7, A8, A33, B2, P6, V2, V5, W2, W3, W6, W8, DCPOTSKY
 Anacostia

Note: DC Prep - Anacostia Elementary Campus will move to its permanent 1409 V St. SE location for SY17-18. Until Summer 2017, it will be located at its temporary site: 1102 W St. SE.

PCS

DC Prep PCS – Benning Elementary

100 41st St. NE | Ward 7
202-398-2838 | www.dcrep.org

Grades Served: PK3–3 (*Accepting all*)

School Hours:

MTWR: 8:00 a.m.–4:00 p.m.
F: 8:00 a.m.–3:00 p.m.
After care available

School Uniform: Required

SY 2015-16 Enrollment: 444

Student Demographics:

95% Black, non-Hispanic
3% Hispanic/Latino
2% Multiracial



2016 PARCC Scores:

Math 48% ELA 44%
(% met or exceeded expectations)

Charter Performance Tier:

1 67.4%

Metro/Bus Service:

 96, 97, U8
 Benning Rd, Minnesota Ave

PCS

DC Prep PCS – Benning Middle

100 41st St. NE | Ward 7
202-396-3780 | www.dcrep.org

Grades Served: 4–8 (*Accepting 4-6*)

School Hours:

MTWR: 8:00 a.m.–4:00 p.m.
F: 8:00 a.m.–3:00 p.m.
After care available

School Uniform: Required

SY 2015-16 Enrollment: 223

Student Demographics:

94% Black, non-Hispanic
3% Hispanic/Latino
<1% Native American/Alaska Native
3% Multiracial



2016 PARCC Scores:

Math 46% ELA 34%
(% met or exceeded expectations)

Charter Performance Tier:

1 65.3%

Metro/Bus Service:

 96, 97, U8
 Benning Rd, Minnesota Ave

PCS

DC Prep PCS – Edgewood Elementary

707 Edgewood St. NE | Ward 5
202-635-4411 | www.dcprep.org

Grades Served: PK3–3 (Accepting all)

School Hours:

MTWR: 8:00 a.m.–4:00 p.m.
F: 8:00 a.m.–3:00 p.m.
After care available

School Uniform: Required

SY 2015-16 Enrollment: 441

Student Demographics:

84% Black, non-Hispanic
9% Hispanic/Latino
1% White, non-Hispanic
<1% Asian
6% Multiracial



2016 PARCC Scores:

Math 69% ELA 56%
(% met or exceeded expectations)

Charter Performance Tier:

1 87.1%

Metro/Bus Service:

 D8, G8
 Brookland–CUA, Rhode Island Ave

PCS

DC Prep PCS – Edgewood Middle

701 Edgewood St. NE | Ward 5
202-832-5700 | www.dcprep.org

Grades Served: 4–8 (Accepting 4-6)

School Hours:

MTWR: 8:00 a.m.–4:00 p.m.
F: 8:00 a.m.–3:00 p.m.
After care available

School Uniform: Required

SY 2015-16 Enrollment: 310

Student Demographics:

90% Black, non-Hispanic
3% Hispanic/Latino
1% Asian
6% Multiracial



2016 PARCC Scores:

Math 59% ELA 58%
(% met or exceeded expectations)

Charter Performance Tier:

1 80.3%

Metro/Bus Service:

 D8, G8
 Brookland–CUA, Rhode Island Ave

PCS

DC Scholars PCS

5601 East Capitol St. SE | Ward 7
202-559-6138 | www.dcscholars.org/dcpspcs

Grades Served: PK3–8 (Accepting all)

School Hours:

MTWR: 8:00 a.m.–4:00 p.m.
F: 8:00 a.m.–12:30 p.m.
Before and after care available

School Uniform: Required

SY 2015-16 Enrollment: 446

Student Demographics:

100% Black, non-Hispanic


2016 PARCC Scores:


Math 48% ELA 19%
(% met or exceeded expectations)

Charter Performance Tier:

1 65.1%

Metro/Bus Service:

 96, 97, W4

 Capitol Heights

DCPS

Deal Middle School

3815 Fort Dr. NW | Ward 3
202-939-2010 | www.alicedeal.org

Grades Served: 6–8 (Accepting all)

School Hours:

8:45 a.m.–3:15 p.m.

School Uniform: Not Required

SY 2015-16 Enrollment: 1341

Student Demographics:

30% Black, non-Hispanic
13% Hispanic/Latino
46% White, non-Hispanic
5% Asian
1% Native American/Alaska Native
1% Native Hawaiian/Pacific Islander
5% Multiracial


2016 PARCC Scores:


Math 50% ELA 63%
(% met or exceeded expectations)

Specialized Programs:

International Baccalaureate,
Interscholastic Sports

Metro/Bus Service:

 32, 96, H2, H3, H4, L1, L2, M4, X3

 Tenleytown

PCS

Democracy Prep Congress Heights PCS

3100 Martin Luther King Jr. Ave. SE | Ward 8
202-561-0860
www.dpch.democracyprep.org

Grades Served: PK3–8 (Accepting all)

School Hours:

MTRF: 7:30 a.m.–4:00 p.m.
W: 7:30 a.m.–2:00 p.m.
After care available

School Uniform: Required

SY 2015-16 Enrollment: 627

Student Demographics:

96% Black, non-Hispanic
4% Hispanic/Latino



2016 PARCC Scores:

Math 21% ELA 15%
(% met or exceeded expectations)

Charter Performance Tier:

2 40.8%

Metro/Bus Service:

 A2, A4, A6, A7, A8, A42, A46, A48,
W1, W4
 Anacostia, Congress Heights

PCS

District of Columbia International School

16th St. & Aspen St. NW | Ward 4
202-808-9033
www.dcindernationalschool.org

Grades Served: 6–10 (Accepting 6-9)

School Hours:

MTWR: 8:15 a.m.–4:00 p.m.
F: 8:15 a.m.–1:00 p.m.
After care available

School Uniform: Not required

SY 2015-16 Enrollment: 404

Student Demographics:

37% Black, non-Hispanic
40% Hispanic/Latino
13% White, non-Hispanic
3% Asian
1% Native American/Alaska Native
<1% Native Hawaiian/Pacific Islander
5% Multiracial

2016 PARCC Scores:

Math 34% ELA 52%
(% met or exceeded expectations)



Charter Performance Tier:

1 76.1%

Specialized Programs:

Dual Language/Immersion,
International Baccalaureate,
Interscholastic Sports

Metro/Bus Service:

 52, 54, S2, S4, S9, 79, 70
 Georgia Ave–Petworth, Takoma

Note: This school offers a Chinese language program, a Spanish language program, and a French language program. You may apply to one, two or all three. No previous language experience is needed.

DCPS

Dorothy I. Height Elementary School

1300 Allison St. NW | Ward 4

202-723-4100

profiles.dcps.dc.gov/Dorothy+I+Height+ES

Grades Served: PK3–5 (*Accepting all*)

School Hours:

8:00 a.m.–4:00 p.m.

After care available

School Uniform: Not Required

SY 2015-16 Enrollment: 492

Student Demographics:

64% Black, non-Hispanic

35% Hispanic/Latino

<1% White, non-Hispanic

<1% Asian

<1% Native American/Alaska Native

<1% Native Hawaiian/Pacific Islander

<1% Multiracial

2016 PARCC Scores:

Math 20%

ELA 23%

(% met or exceeded expectations)

Metro/Bus Service:

 70

 Georgia Ave–Petworth

 *School Shuttle Service is available*

DCPS

Drew Elementary School

5600 Eads St. NE | Ward 7

202-671-6040 | www.drewelementary.org

Grades Served: PK3–5 (*Accepting all*)

School Hours:

8:15 a.m.–3:15 p.m.

Before and after care available

School Uniform: Required

SY 2015-16 Enrollment: 247

Student Demographics:

99% Black, non-Hispanic

1% Multiracial

2016 PARCC Scores:

Math 19%


ELA 24%

(% met or exceeded expectations)

Specialized Programs:

Interscholastic Sports

Metro/Bus Service:

 U8, W4, X9

Note: This school is a Title I DCPS Early Action PK school for grades PK3 and PK4.

PCS

E.L. Haynes PCS – Elementary School

4501 Kansas Ave. NW | Ward 4
202-667-4446 | www.elhaynes.org

Grades Served: PK3–4 (Accepting all)

School Hours:

MTWR: 8:15 a.m.–3:45 p.m.
F: 8:15 a.m.–1:15 p.m.
Before and after care available

School Uniform: Not Required

SY 2015-16 Enrollment: 333

Student Demographics:

42% Black, non-Hispanic
38% Hispanic/Latino
14% White, non-Hispanic
<1% Asian
5% Multiracial


2016 PARCC Scores:


Math 40% ELA 32%
(% met or exceeded expectations)

Charter Performance Tier:

1 73.2%

Metro/Bus Service:

 52, 53, 54, 62, 63

 Georgia Ave–Petworth

PCS

E.L. Haynes PCS – Middle School

3600 Georgia Ave. NW | Ward 1
202-667-4446 | www.elhaynes.org

Grades Served: 5–8 (Accepting all)

School Hours:

MTWR: 8:45 a.m.–4:15 p.m.
F: 8:45 a.m.–1:30 p.m.
Before and after care available

School Uniform: Required

SY 2015-16 Enrollment: 373

Student Demographics:

47% Black, non-Hispanic
47% Hispanic/Latino
3% White, non-Hispanic
1% Asian
2% Multiracial

2016 PARCC Scores:

Math 24% ELA 27%
(% met or exceeded expectations)

Charter Performance Tier:

2 64.6%

Specialized Programs:

Interscholastic Sports

Metro/Bus Service:

 62, 63, 70, 79

 Georgia Ave–Petworth

PCS

Eagle Academy PCS – Capitol Riverfront

1017 New Jersey Ave. SE | Ward 6
202-459-6825 | www.eagleacademypcs.org

Grades Served: PK3–3 (Accepting all)

School Hours:

8:30 a.m.–3:30 p.m.
Before and after care available

School Uniform: Required

SY 2015-16 Enrollment: 141

Student Demographics:

94% Black, non-Hispanic
3% Hispanic/Latino
4% White, non-Hispanic



2016 PARCC Scores:

PARCC scores not displayed if school tested fewer than 25 students.

Charter Performance Tier:

1 76.4%

Metro/Bus Service:

 V7, V8, V9, DC Circulator
 Navy Yard–Ballpark

PCS

Eagle Academy PCS – Congress Heights

3400 Wheeler Rd. SE | Ward 8
202-544-2646 | www.eagleacademypcs.org

Grades Served: PK3–3 (Accepting all)

School Hours:

8:30 a.m.–3:30 p.m.
Before and after care available

School Uniform: Required

SY 2015-16 Enrollment: 785

Student Demographics:

99% Black, non-Hispanic
<1% Hispanic/Latino
<1% White, non-Hispanic
<1% Native American/Alaska Native



2016 PARCC Scores:

Math 29% ELA 26%
(% met or exceeded expectations)

Charter Performance Tier:

2 60%

Metro/Bus Service:

 A6, W2, W4
 Anacostia, Congress Heights

PCS

Early Childhood Academy PCS

4025 9th St. SE | Ward 8
202-373-0035 | www.ecapcs.org

Grades Served: PK3–3 (Accepting all)

School Hours:

8:05 a.m.–3:00 p.m.
Before and after care available

School Uniform: Required

SY 2015-16 Enrollment: 262

Student Demographics:

99% Black, non-Hispanic
1% Hispanic/Latino



2016 PARCC Scores:

Math 49% ELA 29%
(% met or exceeded expectations)

Charter Performance Tier:

1 79.3%

Metro/Bus Service:

 A2, A6, A7, A42, D12, W1
 Southern Ave

DCPS

Eaton Elementary School

3301 Lowell St. NW | Ward 3
202-282-0103 | www.johneaton.es.weebly.com

Grades Served: PK4–5 (Accepting all)

School Hours:

8:15 a.m.–3:15 p.m.
Before and after care available

School Uniform: Not Required

SY 2015-16 Enrollment: 478

Student Demographics:

22% Black, non-Hispanic
16% Hispanic/Latino
48% White, non-Hispanic
5% Asian
<1% Native American/Alaska Native
<1% Native Hawaiian/Pacific Islander
10% Multiracial


2016 PARCC Scores:

Math 71% ELA 71%
(% met or exceeded expectations)

Specialized Programs:

Interscholastic Sports

Metro/Bus Service:

 31, 32, 36, 37, 96, H3, H4, X3

DCPS

Eliot-Hine Middle School

1830 Constitution Ave. NE | Ward 6
 202-939-5380
[profiles.dcps.dc.gov/
 Eliot-Hine+Middle+School](http://profiles.dcps.dc.gov/Eliot-Hine+Middle+School)

Grades Served: 6–8 (Accepting all)**School Hours:**

8:45 a.m.–4:30 p.m.
 After care available

School Uniform: Required**SY 2015-16 Enrollment:** 209**Student Demographics:**

98% Black, non-Hispanic
 1% Hispanic/Latino



2016 PARCC Scores:

Math 1% ELA 9%
 (% met or exceeded expectations)

Specialized Programs:

International Baccalaureate,
 Interscholastic Sports

Metro/Bus Service:

 96, 97, B2, D6
 Stadium–Armory

PCS

Elsie Whitlow Stokes Community Freedom PCS

3700 Oakview Ter. NE | Ward 5
 202-265-7237 | www.ewstokes.org

Grades Served: PK3–5 (Accepting all)**School Hours:**

K–5: 8:05 a.m.–3:30 p.m.
 PK3–PK4: 9:00 a.m.–3:00 p.m.
 Before and after care available

School Uniform: Not Required**SY 2015-16 Enrollment:** 350**Student Demographics:**

41% Black, non-Hispanic
 28% Hispanic/Latino
 19% White, non-Hispanic
 <1% Asian
 12% Multiracial



2016 PARCC Scores:

Math 28% ELA 45%
 (% met or exceeded expectations)

Charter Performance Tier:**1** 66.1%**Specialized Programs:**

Dual Language/Immersion,
 International Baccalaureate,
 Interscholastic Sports

Metro/Bus Service:

 80, H1, H2, H3, H4
 Brookland–CUA

Note: This school offers a French language program and a Spanish language program. You may apply to one or both.

PCS

Excel Academy PCS

2501 Martin Luther King Jr. Ave. SE | Ward 8
202-373-0097 | www.excelpcs.org

Grades Served: PK3–8 (Accepting all)

School Hours:

8:30 a.m.–3:30 p.m.
Before and after care available

School Uniform: Required

SY 2015-16 Enrollment: 731

Student Demographics:

99% Black, non-Hispanic
1% Hispanic/Latino
1% Multiracial



2016 PARCC Scores:

Math 15% ELA 25%
(% met or exceeded expectations)

Charter Performance Tier:

2 **44.8%**

Metro/Bus Service:

 90, 94, A2, A4, A8, W2, W6,
DC Circulator
 Anacostia

PCS

**Friendship PCS –
Armstrong Elementary**

1400 1st St. NW | Ward 5
202-518-3928 | www.friendshipschools.org

Grades Served: PK3–5 (Accepting all)

School Hours:

8:00 a.m.–4:00 p.m.
Before and after care available

School Uniform: Required

SY 2015-16 Enrollment: 432

Student Demographics:

94% Black, non-Hispanic
5% Hispanic/Latino
<1% White, non-Hispanic
<1% Native Hawaiian/Pacific Islander
<1% Multiracial

2016 PARCC Scores:

Math 22% ELA 17%
(% met or exceeded expectations)



Charter Performance Tier:

Schools do not receive a performance tier in their first year or if they only serve PK students.

Specialized Programs:

Interscholastic Sports

Metro/Bus Service:

 96, 97
 NoMa–Gallaudet U, Mt. Vernon
Square/7th St-Convention Center
 *School Shuttle Service is available*

PCS

Friendship PCS – Blow-Pierce Elementary

725 19th St. NE | Ward 7
202-572-1070 | www.friendshipschools.org

Grades Served: PK3–3 (*Accepting all*)

School Hours:

7:45 a.m.–4:00 p.m.
Before and after care available

School Uniform: Required

SY 2015-16 Enrollment: 408

Student Demographics:

99% Black, non-Hispanic
1% Hispanic/Latino
<1% Asian

2016 PARCC Scores:

Math 33% ELA 24%
(% met or exceeded expectations)


Charter Performance Tier:

1 75.8%

Specialized Programs:

Interscholastic Sports

Metro/Bus Service:

 B2, D6, X1, X2, X3, X8, X9

PCS

Friendship PCS – Blow-Pierce Middle

725 19th St. NE | Ward 7
202-572-1070 | www.friendshipschools.org

Grades Served: 4–8 (*Accepting all*)

School Hours:

7:45 a.m.–4:00 p.m.
Before and after care available

School Uniform: Required

SY 2015-16 Enrollment: 187

Student Demographics:

99% Black, non-Hispanic
1% Hispanic/Latino
1% White, non-Hispanic

2016 PARCC Scores:

Math 25% ELA 27%
(% met or exceeded expectations)


Charter Performance Tier:

1 66%

Specialized Programs:

Interscholastic Sports

Metro/Bus Service:

 B2, D6, X1, X2, X3, X8, X9

PCS

Friendship PCS – Chamberlain Elementary

1345 Potomac Ave. SE | Ward 6
202-547-5800 | www.friendshipschools.org

Grades Served: PK3–3 (Accepting all)

School Hours:

7:45 a.m.–4:00 p.m.
Before and after care available

School Uniform: Required

SY 2015-16 Enrollment: 376

Student Demographics:

99% Black, non-Hispanic
<1% Hispanic/Latino
<1% White, non-Hispanic
<1% Native Hawaiian/Pacific Islander

2016 PARCC Scores:

Math 38% ELA 23%
(% met or exceeded expectations)



Charter Performance Tier:

1 77.2%

Specialized Programs:

Interscholastic Sports

Metro/Bus Service:

 32, 34, 36, V7, V8, V9
 Potomac Ave

PCS

Friendship PCS – Chamberlain Middle

1345 Potomac Ave. SE | Ward 6
202-547-5800 | www.friendshipschools.org

Grades Served: 4–8 (Accepting all)

School Hours:

7:45 a.m.–4:00 p.m.
Before and after care available

School Uniform: Required

SY 2015-16 Enrollment: 334

Student Demographics:

100% Black, non-Hispanic
<1% Hispanic/Latino

2016 PARCC Scores:

Math 29% ELA 22%
(% met or exceeded expectations)



Charter Performance Tier:

2 62.1%

Specialized Programs:

Interscholastic Sports

Metro/Bus Service:

 32, 34, 36, V7, V8, V9
 Potomac Ave

PCS

Friendship PCS – Online

1351 Nicholson St. NW | Ward: District Wide
202-729-8287 | fpcso.k12.com

Grades Served: K–8 (*Accepting all*)

School Hours:

Friendship Public Charter School is a virtual online school with academic hours typically taking place between 8am and 4pm daily.

School Uniform: Not Required

SY 2015-16 Enrollment: 132

Student Demographics:

70% Black, non-Hispanic
2% Hispanic/Latino
25% White, non-Hispanic
2% Native Hawaiian/Pacific Islander
1% Multiracial



2016 PARCC Scores:

Math 24% ELA 37%
(% met or exceeded expectations)

Charter Performance Tier:

Schools do not receive a performance tier in their first year or if they only serve PK students.

Metro/Bus Service:

 52, 53, 54, E4, S1, S2, S4, 70, 79, 62, 63
 Takoma

PCS

Friendship PCS – Southeast Elementary Academy

645 Milwaukee Pl. SE | Ward 8
202-562-1980 | www.friendshipschools.org

Grades Served: PK3–5 (*Accepting all*)

School Hours:

7:45 a.m.–4:00 p.m.
Before and after care available

School Uniform: Required

SY 2015-16 Enrollment: 546

Student Demographics:

100% Black, non-Hispanic

2016 PARCC Scores:

Math 16% ELA 6%
(% met or exceeded expectations)



Charter Performance Tier:

 44%

Specialized Programs:

Interscholastic Sports

Metro/Bus Service:

 A2, A4, A6, A7, A8, A42, A46, A48, W2, W3
 Anacostia, Congress Heights

Friendship PCS – Technology Preparatory Middle Academy

PCS

2705 Martin Luther King Jr. Ave. SE
Ward 8
202-552-5700 | www.friendshipschools.org

Grades Served: 6–8 (*Accepting all*)

School Hours:

7:45 a.m.–3:40 p.m.
Before and after care available

School Uniform: Required

SY 2015-16 Enrollment: 543

Student Demographics:

99% Black, non-Hispanic
<1% Hispanic/Latino
<1% Asian

2016 PARCC Scores:

Math 7% ELA 14%
(% met or exceeded expectations)


Charter Performance Tier:

2 40.9%

Specialized Programs:

Interscholastic Sports

Metro/Bus Service:

 A2, A4, A6, A7, A8, A42, A46, A48,
W2, W3

 Anacostia, Congress Heights

Friendship PCS – Woodridge Elementary

PCS

2959 Carlton Ave. NE | Ward 5
202-635-6500 | www.friendshipschools.org

Grades Served: PK3–3 (*Accepting all*)

School Hours:

7:45 a.m.–4:00 p.m.
Before and after care available

School Uniform: Required

SY 2015-16 Enrollment: 281

Student Demographics:

96% Black, non-Hispanic
3% Hispanic/Latino
<1% White, non-Hispanic
<1% Native Hawaiian/Pacific Islander

2016 PARCC Scores:

Math 16% ELA 13%
(% met or exceeded expectations)


Charter Performance Tier:

2 63.6%

Specialized Programs:

International Baccalaureate,
Interscholastic Sports

Metro/Bus Service:

 82, 83, B8, G8, H6

PCS

Friendship PCS – Woodridge Middle

2959 Carlton Ave. NE | Ward 5
202-635-6500 | www.friendshipschools.org

Grades Served: 4–8 (Accepting all)

School Hours:

7:45 a.m.–4:00 p.m.
Before and after care available

School Uniform: Required

SY 2015-16 Enrollment: 179

Student Demographics:

97% Black, non-Hispanic
3% Hispanic/Latino
1% Native Hawaiian/Pacific Islander

2016 PARCC Scores:

Math 25% ELA 28%
(% met or exceeded expectations)


Charter Performance Tier:

2 60.2%

Specialized Programs:

International Baccalaureate,
Interscholastic Sports

Metro/Bus Service:

 82, 83, B8, G8, H6

DCPS

Garfield Elementary School

2435 Alabama Ave. SE | Ward 8
202-671-6140
profiles.dcps.dc.gov/
Garfield+Elementary+School

Grades Served: PK3–5 (Accepting all)

School Hours:

8:45 a.m.–3:15 p.m.

School Uniform: Required

SY 2015-16 Enrollment: 317

Student Demographics:

98% Black, non-Hispanic
1% Hispanic/Latino
<1% Multiracial

2016 PARCC Scores:

Math 11% ELA 16%
(% met or exceeded expectations)

Metro/Bus Service:

 32, 34, 36, 92, W2, W3, W4, W6, W8

Note: This school offers an extended-year calendar.

DCPS

Garrison Elementary School

1200 S St. NW | Ward 2
202-673-7263 | www.garrisonelementary.org

Grades Served: PK3–5 (Accepting all)

School Hours:

8:45 a.m.–3:15 p.m.
After care available

School Uniform: Required

SY 2015-16 Enrollment: 244

Student Demographics:

52% Black, non-Hispanic
34% Hispanic/Latino
10% White, non-Hispanic
2% Asian
1% Multiracial



2016 PARCC Scores:

Math 19% ELA 14%
(% met or exceeded expectations)

Specialized Programs:

Interscholastic Sports

Metro/Bus Service:

 52, 53, 54, 63, 64, 70, 71, 90, 92, 93,
96, DC98, G2, G8, X3
 U Street

DCPS

H.D. Cooke Elementary School

2525 17th St. NW | Ward 1
202-939-5390 | www.hdcookeschool.org

Grades Served: PK3–5 (Accepting all)

School Hours:

8:45 a.m.–3:15 p.m.
After care available

School Uniform: Required

SY 2015-16 Enrollment: 397

Student Demographics:

32% Black, non-Hispanic
59% Hispanic/Latino
4% White, non-Hispanic
4% Asian
<1% Native American/Alaska Native
<1% Native Hawaiian/Pacific Islander
1% Multiracial


2016 PARCC Scores:

Math 34% ELA 16%
(% met or exceeded expectations)

Specialized Programs:

International Baccalaureate,
Interscholastic Sports

Metro/Bus Service:

 42, 43, 52, 53, 54, 90, 92, 93, 96,
DC98, H2, H3, H4, H8, L2, S1, S2,
S4, S9, X3

Note: This school offers an extended-year calendar.

DCPS

Hardy Middle School

1819 35th St. NW | Ward 2
202-729-4350 | www.hardyms.org

Grades Served: 6–8 (Accepting all)

School Hours:

8:45 a.m.–3:15 p.m.

School Uniform: Required

SY 2015-16 Enrollment: 374

Student Demographics:

57% Black, non-Hispanic
12% Hispanic/Latino
16% White, non-Hispanic
12% Asian
1% Native American/Alaska Native
1% Native Hawaiian/Pacific Islander
2% Multiracial


2016 PARCC Scores:

Math 31% ELA 40%
(% met or exceeded expectations)

Specialized Programs:

Interscholastic Sports

Metro/Bus Service:

 31, 33, 30N, 30S, D1, D2, D6,
DC Circulator to Georgetown

PCS

Harmony DC PCS – School of Excellence

62 T St. NE | Ward 5
202-529-7500 | www.harmonydc.org

Grades Served: K–5 (Accepting all)

School Hours:

8:30 a.m.–3:50 p.m.
Before and after care available

School Uniform: Required

SY 2015-16 Enrollment: 105

Student Demographics:

96% Black, non-Hispanic
3% Hispanic/Latino
1% Asian


2016 PARCC Scores:

Math 27% ELA 20%
(% met or exceeded expectations)

Charter Performance Tier:

2 38.5%

Metro/Bus Service:

 80, 90, 92, 93, G8, P6, X3

DCPS

Hart Middle School

601 Mississippi Ave. SE | Ward 8
202-671-6426 | www.charleshartmiddle.org

Grades Served: 6–8 (Accepting all)

School Hours:

8:45 a.m.–3:25 p.m.
After care available

School Uniform: Required

SY 2015-16 Enrollment: 381

Student Demographics:

98% Black, non-Hispanic
2% Hispanic/Latino
<1% White, non-Hispanic


2016 PARCC Scores:

Math 1% ELA 2%
(% met or exceeded expectations)

Specialized Programs:

Interscholastic Sports

Metro/Bus Service:

 A2, A4, A6, A7, A8, A42, A46, A48,
M8, M9, W2, W3, W4

Note: This school offers an extended-year calendar.

DCPS

Hearst Elementary School

3950 37th St. NW | Ward 3
202-282-0106 | www.hearstes.org

Grades Served: PK4–5 (Accepting all)

School Hours:

8:45 a.m.–3:15 p.m.
Before and after care available

School Uniform: Not Required

SY 2015-16 Enrollment: 316

Student Demographics:

47% Black, non-Hispanic
8% Hispanic/Latino
40% White, non-Hispanic
4% Asian
2% Multiracial


2016 PARCC Scores:

Math 56% ELA 55%
(% met or exceeded expectations)

Specialized Programs:

Interscholastic Sports

Metro/Bus Service:

 31, 32, 36, 37, 96, H2, H3, H4, X3

DCPS

Hendley Elementary School

425 Chesapeake St. SE | Ward 8
202-645-3450
profiles.dcps.dc.gov/
Hendley+Elementary+School

Grades Served: PK3–5 (*Accepting all*)

School Hours:

8:45 a.m.–3:15 p.m.
Before and after care available

School Uniform: Required

SY 2015-16 Enrollment: 463


Student Demographics:

99% Black, non-Hispanic
<1% Asian
<1% Native American/Alaska Native
<1% Native Hawaiian/Pacific Islander
<1% Multiracial

2016 PARCC Scores:

Math 2% ELA 2%
(% met or exceeded expectations)

Metro/Bus Service:

 A2, A6, A7, A8, A9, A42, A46, A48,
D12, D13, D14, M8, M9, W15

Note: This school offers an extended-year calendar.

PCS

Hope Community PCS – Lamond

6200 Kansas Ave. NE | Ward 4
202-722-4421
www.imaginehopelamond.com

Grades Served: PK3–5 (*Accepting all*)

School Hours:

7:45 a.m.–3:50 p.m.
Before and after care available

School Uniform: Required

SY 2015-16 Enrollment: 316

Student Demographics:

89% Black, non-Hispanic
10% Hispanic/Latino
<1% White, non-Hispanic
<1% Multiracial

2016 PARCC Scores:

Math 24% ELA 25%
(% met or exceeded expectations)



Charter Performance Tier:

2 47.2%

Specialized Programs:

Interscholastic Sports

Metro/Bus Service:

 F1, K2, K6
 Takoma, Fort Totten

PCS

Hope Community PCS – Tolson

2917 8th St. NE | Ward 5
202-832-7370 | www.hopecommunitycs.org

Grades Served: PK3–8 (Accepting all)

School Hours:

8:00 a.m.–4:00 p.m.
Before and after care available

School Uniform: Required

SY 2015-16 Enrollment: 520

Student Demographics:

94% Black, non-Hispanic
6% Hispanic/Latino
<1% Native American/Alaska Native

2016 PARCC Scores:

Math 22% ELA 25%
(% met or exceeded expectations)

Charter Performance Tier:

2 54.6%

Specialized Programs:

Interscholastic Sports

Metro/Bus Service:

 G8, G14
 Brookland–CUA, Rhode Island Ave

DCPS

Houston Elementary School

1100 50th Pl. NE | Ward 7
202-671-6170 | profiles.dcps.dc.gov/Houston+Elementary+School

Grades Served: PK3–5 (Accepting all)

School Hours:

8:45 a.m.–3:15 p.m.
After care available

School Uniform: Required

SY 2015-16 Enrollment: 275

Student Demographics:

96% Black, non-Hispanic
3% Hispanic/Latino
<1% White, non-Hispanic



2016 PARCC Scores:

Math 12% ELA 6%
(% met or exceeded expectations)

Specialized Programs:

Dual Language/Immersion,
Interscholastic Sports

Metro/Bus Service:

 R12, U4, V7, V14, V15, X3, W4
 Deanwood

Note: All PK3 & PK4 seats offered are part of the Dual Language program.

PCS

Howard University Middle School of Mathematics and Science PCS

405 Howard Pl. NW | Ward 1
202-806-7725 | hu-ms2.org

Grades Served: 6–8 (Accepting all)

School Hours:

8:00 a.m.–4:30 p.m.

School Uniform: Required

SY 2015-16 Enrollment: 266

Student Demographics:

95% Black, non-Hispanic
5% Hispanic/Latino
<1% Asian


2016 PARCC Scores:


Math 18% ELA 25%
(% met or exceeded expectations)

Charter Performance Tier:

2 39.1%

Metro/Bus Service:

 70, 79, Howard University Shuttle from Metro

 Shaw–Howard U

 School Shuttle Service is available

DCPS

Hyde-Addison Elementary School

3219 O St. NW | Ward 2
202-282-0170 | www.hyde-addison.org

Grades Served: PK3–5 (Accepting all)

School Hours:

8:40 a.m.–3:15 p.m.
Before and after care available

School Uniform: Not Required

SY 2015-16 Enrollment: 316

Student Demographics:

34% Black, non-Hispanic
10% Hispanic/Latino
47% White, non-Hispanic
6% Asian
3% Multiracial


2016 PARCC Scores:

Math 73% ELA 61%
(% met or exceeded expectations)

Specialized Programs:

Interscholastic Sports

Metro/Bus Service:

 31, 32, 36, 38B, D1, D2, D3, D5, D6, G2, DC Circulator, DCDGR

Note: Hyde-Addison will be temporarily located at 2501 11th St. NW for SY17-18.

PCS

Ideal Academy PCS

6130 North Capitol St. NW | Ward 4
202-769-6660 | www.iapcs.com

Grades Served: PK3–8 (Accepting all)

School Hours:

8:30 a.m.–4:00 p.m.
Before and after care available

School Uniform: Required

SY 2015-16 Enrollment: 296

Student Demographics:

97% Black, non-Hispanic
3% Hispanic/Latino

2016 PARCC Scores:

Math 14% ELA 7%
(% met or exceeded expectations)


Charter Performance Tier:

2 38.8%

Specialized Programs:

Interscholastic Sports

Metro/Bus Service:

 F1, K4, K6

 Fort Totten, Takoma

 School Shuttle Service is available

PCS

Ingenuity Prep PCS

4600 Livingston Rd. SE | Ward 8
202-562-0391 | www.ingenuityprep.org

Grades Served: PK3–4 (Accepting all)

School Hours:

MTWR: 8:00 a.m.–4:10 p.m.
F: 8:00 a.m.–1:15 p.m.
Before and after care available

School Uniform: Required

SY 2015-16 Enrollment: 288

Student Demographics:

98% Black, non-Hispanic
1% Hispanic/Latino
<1% White, non-Hispanic

2016 PARCC Scores:

Students do not take PARCC
before grade 3.


Charter Performance Tier:

2 63.7%

Specialized Programs:

Interscholastic Sports

Metro/Bus Service:

 A6, A8, A9, A46, A48, P17, P18, P19,
W13, W14

 Congress Heights

PCS

Inspired Teaching Demonstration PCS

200 Douglas St. NE | Ward 5
202-248-6825
www.inspiredteachingschool.org

Grades Served: PK3–8 (*Accepting all*)

School Hours:

PK3–4: 8:45 a.m.–3:15 p.m.
5–8: 8:30 a.m.–3:30 p.m.
Before and after care available

School Uniform: Not Required

SY 2015-16 Enrollment: 368

Student Demographics:

43% Black, non-Hispanic
4% Hispanic/Latino
40% White, non-Hispanic
3% Asian
10% Multiracial

2016 PARCC Scores:

Math 33% ELA 36%
(% met or exceeded expectations)



Charter Performance Tier:

2 58.6%

Specialized Programs:

Interscholastic Sports

Metro/Bus Service:

 80, D8, G8, H1, H2, H3, H4, P6
 Brookland–CUA, Rhode Island Ave

DCPS

J.O. Wilson Elementary School

660 K St. NE | Ward 6
202-698-4733 | jowilsondc.org

Grades Served: PK3–5 (*Accepting all*)

School Hours:

8:45 a.m.–3:15 p.m.
After care available

School Uniform: Required

SY 2015-16 Enrollment: 505

Student Demographics:

82% Black, non-Hispanic
6% Hispanic/Latino
7% White, non-Hispanic
1% Asian
4% Multiracial

2016 PARCC Scores:

Math 35% ELA 24%
(% met or exceeded expectations)

Specialized Programs:

Interscholastic Sports

Metro/Bus Service:

 90, 92, 93, D3, D4, D8, X1, X2, X3, X9

DCPS

Janney Elementary School

4130 Albemarle St. NW | Ward 3
202-282-0110 | www.janneyschool.org

Grades Served: PK4–5 (Accepting all)**School Hours:**

8:35 a.m.–3:15 p.m.
Before and after care available

School Uniform: Not Required**SY 2015-16 Enrollment:** 731**Student Demographics:**

5% Black, non-Hispanic
8% Hispanic/Latino
75% White, non-Hispanic
3% Asian
8% Multiracial



2016 PARCC Scores:

Math 77% ELA 69%
(% met or exceeded expectations)

Specialized Programs:

Interscholastic Sports

Metro/Bus Service:

 31, 32, 36, 37, 96, H2, H3, H4, M4,
N2, X3
 Tenleytown

DCPS

Jefferson Middle School Academy

801 7th St. SW | Ward 6
202-729-3270 | www.jeffersontrojans.org

Grades Served: 6–8 (Accepting all)**School Hours:**

8:30 a.m.–3:15 p.m.
After care available

School Uniform: Required**SY 2015-16 Enrollment:** 273**Student Demographics:**

95% Black, non-Hispanic
3% Hispanic/Latino
1% White, non-Hispanic
1% Asian



2016 PARCC Scores:

Math 16% ELA 17%
(% met or exceeded expectations)

Specialized Programs:

International Baccalaureate,
Interscholastic Sports

Metro/Bus Service:

 52, 54, 74, A42, A46, A48, P6, V5, V7,
V8, V9, W9
 L'Enfant Plaza

DCPS

Johnson Middle School

1400 Bruce Pl. SE | Ward 8
202-939-3140
profiles.dcps.dc.gov/
Johnson+Middle+School

Grades Served: 6–8 (Accepting all)

School Hours:

8:45 a.m.–3:15 p.m.

School Uniform: Required

SY 2015-16 Enrollment: 291

Student Demographics:

97% Black, non-Hispanic
2% Hispanic/Latino
<1% Native American/Alaska Native
<1% Native Hawaiian/Pacific Islander
<1% Multiracial


2016 PARCC Scores:

Math 2% ELA 4%
(% met or exceeded expectations)

Specialized Programs:

Interscholastic Sports

Metro/Bus Service:

 92, 94, W8

Note: This school offers an extended-year calendar.

DCPS

Kelly Miller Middle School

301 49th St. NE | Ward 7
202-388-6870
profiles.dcps.dc.gov/
Kelly+Miller+Middle+School

Grades Served: 6–8 (Accepting all)

School Hours:

7:55 a.m.–4:15 p.m.

School Uniform: Required

SY 2015-16 Enrollment: 450

Student Demographics:

95% Black, non-Hispanic
4% Hispanic/Latino
1% Multiracial



2016 PARCC Scores:

Math 7% ELA 8%
(% met or exceeded expectations)

Specialized Programs:

Interscholastic Sports

Metro/Bus Service:

 96, 97, U5, U6, U8, W4, X9
 Benning Rd

Note: This school offers an extended-year calendar.

DCPS

Ketcham Elementary School

1919 15th St. SE | Ward 8
202-698-1122 | [profiles.dcps.dc.gov/
Ketcham+Elementary+School](http://profiles.dcps.dc.gov/Ketcham+Elementary+School)

Grades Served: PK3–5 (*Accepting all*)

School Hours:

8:45 a.m.–3:15 p.m.
After care available

School Uniform: Required

SY 2015-16 Enrollment: 313


Student Demographics:

95% Black, non-Hispanic
3% Hispanic/Latino
<1% White, non-Hispanic
<1% Native American/Alaska Native
<1% Native Hawaiian/Pacific Islander
2% Multiracial

2016 PARCC Scores:

Math 34% ELA 13%
(% met or exceeded expectations)

Metro/Bus Service:

 90, 92, 93, A9, A42, A46, A48, B2, P6,
U2, V5, W6, W8, DCPOTSKY

DCPS

Key Elementary School

5001 Dana Pl. NW | Ward 3
202-729-3280 | www.keyschooldc.org/dcps

Grades Served: PK4–5 (*Accepting all*)

School Hours:

8:45 a.m.–3:15 p.m.
Before and after care available

School Uniform: Not Required

SY 2015-16 Enrollment: 386

Student Demographics:

12% Black, non-Hispanic
9% Hispanic/Latino
67% White, non-Hispanic
5% Asian
7% Multiracial

2016 PARCC Scores:

Math 72% ELA 72%
(% met or exceeded expectations)

Specialized Programs:

Interscholastic Sports

Metro/Bus Service:

 D5, D6, M4

DCPS

Kimball Elementary School

3375 Minnesota Ave. SE | Ward 7

202-671-6260

[profiles.dcps.dc.gov/](http://profiles.dcps.dc.gov/Kimball+Elementary+School)

[Kimball+Elementary+School](http://profiles.dcps.dc.gov/Kimball+Elementary+School)

Grades Served: PK3–5 (*Accepting all*)

School Hours:

8:45 a.m.–3:15 p.m.

Before and after care available

School Uniform: Required

SY 2015-16 Enrollment: 356

Student Demographics:

97% Black, non-Hispanic

2% Hispanic/Latino

<1% Native American/Alaska Native


<1% Native Hawaiian/Pacific Islander

2016 PARCC Scores:

Math 13% ELA 5%

(% met or exceeded expectations)

Metro/Bus Service:

 U2, U5, U6, V7, V9

Note: Kimball will be temporarily located at 4430 H St. SE for SY17-18.

DCPS

King Elementary School

3200 6th St. SE | Ward 8

202-939-4900

[profiles.dcps.dc.gov/King+Elementary+](http://profiles.dcps.dc.gov/King+Elementary+School)

[School](http://profiles.dcps.dc.gov/King+Elementary+School)

Grades Served: PK3–5 (*Accepting all*)

School Hours:

8:45 a.m.–3:15 p.m.

After care available

School Uniform: Required

SY 2015-16 Enrollment: 394

Student Demographics:

99% Black, non-Hispanic

1% Hispanic/Latino

<1% Asian

2016 PARCC Scores:


Math 13% ELA 9%


(% met or exceeded expectations)

Specialized Programs:

Interscholastic Sports

Metro/Bus Service:

 A6, A7, A42, A46, M8, M9, W2, W3, W4

 Congress Heights

Note: This school is a Title I DCPS Early Action PK school for grades PK3 and PK4. This school offers an extended-year calendar.

PCS

KIPP DC – AIM Academy PCS

2600 Douglass Rd. SE | Ward 8
202-678-5477 | www.kippdc.org

Grades Served: 5–8 (Accepting all)

School Hours:

8:00 a.m.–4:15 p.m.
Before and after care available

School Uniform: Required

SY 2015-16 Enrollment: 350

Student Demographics:

100% Black, non-Hispanic
<1% Hispanic/Latino

2016 PARCC Scores:

Math 20% ELA 24%
(% met or exceeded expectations)

Charter Performance Tier:

2 51.6%

Specialized Programs:

Interscholastic Sports

Metro/Bus Service:

 93, 94, W2, W3, W6, W8
 Anacostia

PCS

KIPP DC – Arts and Technology Academy PCS

5300 Blaine St. NE | Ward 7
202-398-6811 | www.kippdc.org

Grades Served: PK3–K (Accepting all)

School Hours:

8:00 a.m.–4:15 p.m.
Before and after care available

School Uniform: Required

SY 2015-16 Enrollment: 229

Student Demographics:

100% Black, non-Hispanic
<1% Hispanic/Latino



2016 PARCC Scores:

Students do not take PARCC
before grade 3.

Charter Performance Tier:

1 85.4%

Metro/Bus Service:

 96, 97, U5, U6, W4
 Benning Rd, Capitol Heights

PCS

KIPP DC – Connect Academy PCS

1375 Mt. Olivet Rd. NE | Ward 5
202-396-5477 | www.kippdc.org

Grades Served: PK3–K (Accepting all)

School Hours:

8:00 a.m.–4:15 p.m.
Before and after care available

School Uniform: Required

SY 2015-16 Enrollment: 315

Student Demographics:

98% Black, non-Hispanic
<1% Hispanic/Latino
1% White, non-Hispanic
<1% Multiracial


2016 PARCC Scores:

Students do not take PARCC before grade 3.

Charter Performance Tier:

1 91.9%

Metro/Bus Service:

 B2, D8

PCS

KIPP DC – Discover Academy PCS

2600 Douglass Rd. SE | Ward 8
202-678-7735 | www.kippdc.org

Grades Served: PK3–K (Accepting all)

School Hours:

8:00 a.m.–4:15 p.m.
Before and after care available

School Uniform: Required

SY 2015-16 Enrollment: 346

Student Demographics:

99% Black, non-Hispanic
<1% White, non-Hispanic
<1% Multiracial



2016 PARCC Scores:

Students do not take PARCC before grade 3.

Charter Performance Tier:

1 89.2%

Metro/Bus Service:

 93, 94, W2, W3, W6, W8
 Anacostia

PCS

KIPP DC – Grow Academy PCS

421 P St. NW | Ward 6
202-986-4769 | www.kippdc.org

Grades Served: PK3–K (Accepting all)

School Hours:

8:00 a.m.–4:15 p.m.
Before and after care available

School Uniform: Required

SY 2015-16 Enrollment: 327

Student Demographics:

97% Black, non-Hispanic
1% Hispanic/Latino
2% White, non-Hispanic
1% Multiracial



2016 PARCC Scores:

Students do not take PARCC before grade 3.

Charter Performance Tier:

1 75.8%

Metro/Bus Service:

 90, 92, 96, G2, G8, X3
 Shaw–Howard U

PCS

KIPP DC – Heights Academy PCS

2600 Douglass Rd. SE | Ward 8
202-610-5323 | www.kippdc.org

Grades Served: 1–4 (Accepting all)

School Hours:

8:00 a.m.–4:15 p.m.
Before and after care available

School Uniform: Required

SY 2015-16 Enrollment: 434

Student Demographics:

100% Black, non-Hispanic



2016 PARCC Scores:

Math 64% ELA 29%
(% met or exceeded expectations)

Charter Performance Tier:

1 71.4%

Metro/Bus Service:

 93, 94, W2, W3, W6, W8
 Anacostia

PCS

KIPP DC – KEY Academy PCS

4801 Benning Rd. SE | Ward 7
202-582-5477 | www.kippdc.org

Grades Served: 5–8 (*Accepting all*)

School Hours:

8:00 a.m.–4:15 p.m.

School Uniform: Required

SY 2015-16 Enrollment: 341

Student Demographics:

99% Black, non-Hispanic
<1% Hispanic/Latino
<1% Asian
1% Multiracial

2016 PARCC Scores:

Math 43% ELA 32%
(% met or exceeded expectations)



Charter Performance Tier:

1 65.5%

Specialized Programs:

Interscholastic Sports

Metro/Bus Service:

 U5, U6, U8, W4
 Benning Rd

PCS

KIPP DC – Lead Academy PCS

421 P St. NW | Ward 6
202-223-4505 | www.kippdc.org

Grades Served: 1–4 (*Accepting all*)

School Hours:

8:00 a.m.–4:15 p.m.
Before and after care available

School Uniform: Required

SY 2015-16 Enrollment: 421

Student Demographics:

96% Black, non-Hispanic
2% Hispanic/Latino
1% White, non-Hispanic
<1% Multiracial



2016 PARCC Scores:

Math 64% ELA 41%
(% met or exceeded expectations)

Charter Performance Tier:

2 60.9%

Metro/Bus Service:

 90, 92, 96, G2, G8, X3
 Shaw–Howard U

PCS

KIPP DC – LEAP Academy PCS

4801 Benning Rd. SE | Ward 7
202-582-5327 | www.kippdc.org

Grades Served: PK3–PK4 (Accepting all)

School Hours:

8:00 a.m.–4:15 p.m.
After care available

School Uniform: Required

SY 2015-16 Enrollment: 213

Student Demographics:

99% Black, non-Hispanic
<1% Hispanic/Latino
<1% White, non-Hispanic



2016 PARCC Scores:

Students do not take PARCC before grade 3.

Charter Performance Tier:

Schools do not receive a performance tier in their first year or if they only serve PK students.

Metro/Bus Service:

 U5, U6, U8, W4
 Benning Rd

PCS

KIPP DC – Northeast Academy PCS

1375 Mt. Olivet Rd. NE | Ward 5
202-398-5477 | www.kippdc.org

Grades Served: 5–8 (Accepting all)

School Hours:

8:00 a.m.–4:15 p.m.
Before and after care available

School Uniform: Required

SY 2015-16 Enrollment: 238

Student Demographics:

98% Black, non-Hispanic
1% Hispanic/Latino
<1% White, non-Hispanic

2016 PARCC Scores:

Math 19% ELA 44%
(% met or exceeded expectations)


Charter Performance Tier:

1 **74.7%**

Specialized Programs:

Interscholastic Sports

Metro/Bus Service:

 B2, D8

PCS

KIPP DC – Promise Academy PCS

4801 Benning Rd. SE | Ward 7
202-582-1390 | www.kippdc.org

Grades Served: K–4 (Accepting all)

School Hours:

8:00 a.m.–4:15 p.m.
After care available

School Uniform: Required

SY 2015-16 Enrollment: 515

Student Demographics:

99% Black, non-Hispanic
1% Hispanic/Latino
<1% Multiracial



2016 PARCC Scores:

Math 74% ELA 47%
(% met or exceeded expectations)

Charter Performance Tier:

1 90%

Metro/Bus Service:

 U5, U6, U8, W4
 Benning Rd

PCS

KIPP DC – Quest Academy PCS

5300 Blaine St. NE | Ward 7
202-398-6811 | www.kippdc.org

Grades Served: 1–4 (Accepting all)

School Hours:

8:00 a.m.–4:15 p.m.
Before and after care available

School Uniform: Required

SY 2015-16 Enrollment: 324

Student Demographics:

98% Black, non-Hispanic
1% Hispanic/Latino
<1% Asian
<1% Native American/Alaska Native
<1% Multiracial



2016 PARCC Scores:

Math 49% ELA 28%
(% met or exceeded expectations)

Charter Performance Tier:

1 71.2%

Metro/Bus Service:

 96, 97, U5, U6, W4
 Benning Rd, Capitol Heights

PCS

KIPP DC – Spring Academy PCS

1375 Mt. Olivet Rd. NE | Ward 5
202-397-5477 | www.kippdc.org

Grades Served: 1–4 (Accepting all)

School Hours:

8:00 a.m.–4:15 p.m.
Before and after care available

School Uniform: Required

SY 2015-16 Enrollment: 216

Student Demographics:

96% Black, non-Hispanic
3% Hispanic/Latino
1% Multiracial


2016 PARCC Scores:

Students do not take PARCC before grade 3.

Charter Performance Tier:

2 55.8%

Metro/Bus Service:

 B2, D8

PCS

KIPP DC – Valor Academy PCS

5300 Blaine St. NE | Ward 7
202-398-6811 | www.kippdc.org

Grades Served: 5–8 (Accepting all)

School Hours:

8:00 a.m.–4:15 p.m.
Before and after care available

School Uniform: Required

SY 2015-16 Enrollment: 120

Student Demographics:

99% Black, non-Hispanic
1% Hispanic/Latino

2016 PARCC Scores:

Math 16% ELA 9%
(% met or exceeded expectations).

Charter Performance Tier:


Schools do not receive a performance tier in their first year or if they only serve PK students.

Specialized Programs:

Interscholastic Sports

Metro/Bus Service:

 96, 97, U5, U6, W4

 Benning Rd, Capitol Heights

PCS

KIPP DC – WILL Academy PCS

421 P St. NW | Ward 6
202-328-9455 | www.kippdc.org

Grades Served: 5–8 (Accepting all)

School Hours:

8:00 a.m.–4:15 p.m.
After care available

School Uniform: Required

SY 2015-16 Enrollment: 303

Student Demographics:

99% Black, non-Hispanic
1% Hispanic/Latino
1% Asian

2016 PARCC Scores:

Math 26% ELA 27%
(% met or exceeded expectations).



Charter Performance Tier:

2 55.3%

Specialized Programs:

Interscholastic Sports

Metro/Bus Service:

 90, 92, 96, G2, G8, X3
 Shaw–Howard U

DCPS

Kramer Middle School

1700 Q St. SE | Ward 8
202-939-3150
profiles.dcps.dc.gov/Kramer+Middle+School

Grades Served: 6–8 (Accepting all)

School Hours:

8:45 a.m.–3:15 p.m.

School Uniform: Required

SY 2015-16 Enrollment: 247

Student Demographics:

98% Black, non-Hispanic
2% Hispanic/Latino


2016 PARCC Scores:

Math 1% ELA 3%
(% met or exceeded expectations)

Specialized Programs:

Interscholastic Sports

Metro/Bus Service:

 92, B2, U2, V5, W6

DCPS

Lafayette Elementary School

5701 Broad Branch Rd. NW | Ward 4
202-282-0116 | www.lafayettehsa.org

Grades Served: PK4–5 (Accepting all)

School Hours:

8:15 a.m.–3:15 p.m.
Before and after care available

School Uniform: Not Required

SY 2015-16 Enrollment: 700

Student Demographics:

10% Black, non-Hispanic
8% Hispanic/Latino
70% White, non-Hispanic
4% Asian
<1% Native American/Alaska Native
<1% Native Hawaiian/Pacific Islander
8% Multiracial


2016 PARCC Scores:

Math 83% ELA 67%
(% met or exceeded expectations)

Specialized Programs:

Interscholastic Sports

Metro/Bus Service:

 E2, E4, E6, L1, L2, M4

DCPS

Langdon Elementary School

1900 Evarts St. NE | Ward 5
202-576-6048 | www.langdondc.com

Grades Served: PK3–5 (Accepting all)

School Hours:

8:45 a.m.–3:15 p.m.
After care available

School Uniform: Required

SY 2015-16 Enrollment: 300

Student Demographics:

89% Black, non-Hispanic
9% Hispanic/Latino
<1% White, non-Hispanic
1% Multiracial


2016 PARCC Scores:

Math 15% ELA 11%
(% met or exceeded expectations)

Specialized Programs:

Montessori,
Interscholastic Sports

Metro/Bus Service:

 82, 83, 84, 86, B8, B9, E2, H6, T18

 School Shuttle Service is available

Note: This school offers a Montessori program and a traditional program. You may apply to one or both. This school is a Title I DCPS Early Action PK school for grades PK3 and PK4.

Langley Elementary School

101 T St. NE | Ward 5
202-724-4223 | profiles.dcps.dc.gov/
Langley+Elementary+School

Grades Served: PK3–5 (*Accepting all*)

School Hours:

8:15 a.m.–3:15 p.m.
After care available

School Uniform: Required

SY 2015-16 Enrollment: 278


Student Demographics:

88% Black, non-Hispanic
9% Hispanic/Latino
1% White, non-Hispanic
<1% Asian
1% Multiracial

2016 PARCC Scores:

Math 20% ELA 13%
(% met or exceeded expectations)

Metro/Bus Service:

 80, 90, 92, 93, G8, P6, X3

LaSalle-Backus Education Campus

501 Riggs Rd. NE | Ward 4
202-671-6340 | profiles.dcps.dc.gov/
lasalle-backus+education+campus

Grades Served: PK3–8 (*Accepting all*)

School Hours:

8:45 a.m.–3:15 p.m.
After care available

School Uniform: Required

SY 2015-16 Enrollment: 341

Student Demographics:

52% Black, non-Hispanic
47% Hispanic/Latino
1% Multiracial


2016 PARCC Scores:

Math 13% ELA 11%
(% met or exceeded expectations)

Specialized Programs:

Interscholastic Sports

Metro/Bus Service:

 E4, F1, F2, K6, K9, R1, R2

DCPS

Leckie Elementary School

4201 Martin Luther King Ave. SW | Ward 8
202-645-3330 | www.leckielionsdc.org

Grades Served: PK3–8 (Accepting PK3–5)

School Hours:

8:45 a.m.–3:15 p.m.
After care available

School Uniform: Not Required

SY 2015-16 Enrollment: 519

Student Demographics:

80% Black, non-Hispanic
5% Hispanic/Latino
11% White, non-Hispanic
1% Asian
1% Native American/Alaska Native
1% Native Hawaiian/Pacific Islander
2% Multiracial


2016 PARCC Scores:

Math 25% ELA 28%
(% met or exceeded expectations)

Specialized Programs:

Interscholastic Sports

Metro/Bus Service:

 A2, A4, A9, A42, A48, P18, W5, W14

PCS

Lee Montessori PCS

3025 4th St. NE | Ward 5
202-779-9740 | www.leemontessori.org

Grades Served: PK3–4 (Accepting all)

School Hours:

9:00 a.m.–4:00 p.m.
Before and after care available

School Uniform: Required

SY 2015-16 Enrollment: 104

Student Demographics:

44% Black, non-Hispanic
3% Hispanic/Latino
42% White, non-Hispanic
2% Asian
9% Multiracial

2016 PARCC Scores:

Students do not take PARCC before grade 3.



Charter Performance Tier:

Schools do not receive a performance tier in their first year or if they only serve PK students.

Specialized Programs:

Montessori

Metro/Bus Service:

 D8, G8, 80, H1, H2, H3, H4
 Brookland–CUA, Rhode Island Ave

DCPS

Ludlow-Taylor Elementary School

659 G St. NE | Ward 6
202-698-3244 | www.ludlowtaylor.org

Grades Served: PK3–5 (*Accepting all*)

School Hours:

8:45 a.m.–3:15 p.m.
After care available

School Uniform: Required

SY 2015-16 Enrollment: 370

Student Demographics:

65% Black, non-Hispanic
5% Hispanic/Latino
23% White, non-Hispanic
1% Asian
6% Multiracial



2016 PARCC Scores:

Math 40% ELA 42%
(% met or exceeded expectations)

Specialized Programs:

Interscholastic Sports

Metro/Bus Service:

 90, 92, 93, D3, D4, D6, D8, X1, X2, X8
 Union Station

DCPS

MacFarland Middle School (Dual Language)

4400 Iowa Ave. NW | Ward 4
202-576-6130 | profiles.dcps.dc.gov/Mac-Farland+Middle+School+

Grades Served: 6-7 (*Accepting all*)

School Hours:

8:45 a.m.–3:15 p.m.

School Uniform: Not required

SY 2015-16 Enrollment:

School opened in 2016

Student Demographics:

School opened in 2016

2016 PARCC Scores:

School opened in 2016

Specialized Programs:

Dual Language/Immersion,
Interscholastic Sports

Metro/Bus Service:

 52, 53, 54, 70
 Georgia Ave–Petworth

DCPS

Malcolm X Elementary School @ Green

1500 Mississippi Ave. SE | Ward 8
202-645-3409 | profiles.dcps.dc.gov/Malcolm+X+Elementary+School+@+Green

Grades Served: PK3–5 (Accepting all)

School Hours:

8:45 a.m.–3:15 p.m.

School Uniform: Required

SY 2015-16 Enrollment: 238

Student Demographics:

100% Black, non-Hispanic
<1% Hispanic/Latino


2016 PARCC Scores:

Math 1% ELA 5%
(% met or exceeded expectations)

Specialized Programs:

Interscholastic Sports

Metro/Bus Service:

 92, 93, W2, W3, W4

DCPS

Mann Elementary School

4430 Newark St. NW | Ward 3
202-282-0126 | www.horacemanndc.org

Grades Served: PK4–5 (Accepting all)

School Hours:

8:45 a.m.–3:15 p.m.
Before and after care available

School Uniform: Not required

SY 2015-16 Enrollment: 360

Student Demographics:

13% Black, non-Hispanic
13% Hispanic/Latino
63% White, non-Hispanic
7% Asian
4% Multiracial

2016 PARCC Scores:

Math 77% ELA 81%
(% met or exceeded expectations)

Metro/Bus Service:

 M4, N2, N3, N4, N6, N8

Marie Reed Elementary School

2201 18th St. NW | Ward 1
202-673-7308 | www.mariereedes.org

Grades Served: PK3–5 (Accepting all)

School Hours:

8:45 a.m.–3:15 p.m.
After care available

School Uniform: Required

SY 2015-16 Enrollment: 399

Student Demographics:

17% Black, non-Hispanic
66% Hispanic/Latino
8% White, non-Hispanic
6% Asian
<1% Native American/Alaska Native
<1% Native Hawaiian/Pacific Islander
3% Multiracial


2016 PARCC Scores:

Math 42% ELA 35%
(% met or exceeded expectations)

Specialized Programs:

Dual Language/Immersion
Interscholastic Sports

Metro/Bus Service:

 42, 43, 90, 92, 93, 96, H1, L1, L2, S1, S2, S4, S9, X3, DC Circulator

Note: This school offers a dual language program and a traditional program. You may apply to one or both.

Maury Elementary School

1250 Constitution Ave. NE | Ward 6
202-698-3838 | www.mauryelementary.com

Grades Served: PK3–5 (Accepting all)

School Hours:

8:40 a.m.–3:15 p.m.

School Uniform: Required

SY 2015-16 Enrollment: 383

Student Demographics:

33% Black, non-Hispanic
6% Hispanic/Latino
54% White, non-Hispanic
1% Asian
1% Native American/Alaska Native
1% Native Hawaiian/Pacific Islander
5% Multiracial



2016 PARCC Scores:

Math 44% ELA 44%
(% met or exceeded expectations)

Specialized Programs:

Interscholastic Sports

Metro/Bus Service:

 70, 90, 92, 93, 96, 97, B2, D6, X8
 Eastern Market

Note: Maury will be temporarily located at 1830 Constitution Ave. NE for SY17-18.

DCPS

McKinley Middle School

151 T St. NE | Ward 5
202-281-3950 | www.mckinleytech.org

Grades Served: 6-8 (Accepting all)

School Hours:

8:45 a.m.–3:15 p.m.

School Uniform: Required

SY 2015-16 Enrollment: 226

Student Demographics:

97% Black, non-Hispanic
3% Hispanic/Latino
<1% Asian


2016 PARCC Scores:

Math 4% ELA 9%
(% met or exceeded expectations)

Specialized Programs:

Interscholastic Sports

Metro/Bus Service:

 80, 90, 92, 93, G8, P6, X3

PCS

Meridian Public Charter School – Elementary School

2120 13th St. NW | Ward 1
202-387-9830 | www.meridian-dc.org

Grades Served: PK3–6 (Accepting all)

School Hours:

8:00 a.m.–3:00 p.m.
Before and after care available

School Uniform: Required

SY 2015-16 Enrollment: 724

Student Demographics:

62% Black, non-Hispanic
35% Hispanic/Latino
1% White, non-Hispanic
2% Asian
<1% Native American/Alaska Native
<1% Multiracial

2016 PARCC Scores:

Math 13% ELA 17%
(% met or exceeded expectations)



Charter Performance Tier:

2 41.8%

Specialized Programs:

Interscholastic Sports

Metro/Bus Service:

 52, 53, 54, 90, 92, 93, 96
 U Street

PCS

Meridian Public Charter School – Middle School

3029 14th St. NW | Ward 1
202-793-2667 | www.meridian-dc.org

Grades Served: 7–8 (Accepting all)

School Hours:

8:25 a.m.–3:25 p.m.
Before and after care available

School Uniform: Required

SY 2015-16 Enrollment: 724

Student Demographics:

62% Black, non-Hispanic
35% Hispanic/Latino
1% White, non-Hispanic
2% Asian
<1% Native American/Alaska Native
<1% Multiracial

2016 PARCC Scores:

Math 13% ELA 17%
(% met or exceeded expectations)



Charter Performance Tier:

2 41.8%

Specialized Programs:

Interscholastic Sports

Metro/Bus Service:

 52, 53, 54, H2
 Columbia Heights

DCPS

Miner Elementary School

601 15th St. NE | Ward 6
202-397-3960 | profiles.dcps.dc.gov/Miner+Elementary+School

Grades Served: PK3–5 (Accepting all)

School Hours:

8:45 a.m.–3:15 p.m.
Before and after care available

School Uniform: Required

SY 2015-16 Enrollment: 398

Student Demographics:

85% Black, non-Hispanic
6% Hispanic/Latino
7% White, non-Hispanic
2% Multiracial

2016 PARCC Scores:

Math 24% ELA 9%
(% met or exceeded expectations)

Specialized Programs:

Interscholastic Sports

Metro/Bus Service:

 B2, D3, D4, D6, D8, X1, X2, X3, X8, X9

Note: This school is a Title I DCPS Early Action PK school for grades PK3 and PK4.

DCPS

Moten Elementary School

1565 Morris Rd. SE | Ward 8
202-698-1111 | [profiles.dcps.dc.gov/
Moten+Elementary+School](http://profiles.dcps.dc.gov/Moten+Elementary+School)

Grades Served: PK3–5 (Accepting all)

School Hours:

8:45 a.m.–3:15 p.m.
After care available

School Uniform: Required

SY 2015-16 Enrollment: 423

Student Demographics:

98% Black, non-Hispanic
1% Hispanic/Latino
<1% Multiracial

2016 PARCC Scores:

Math 7% ELA 3%
(% met or exceeded expectations)

Specialized Programs:

Interscholastic Sports

Metro/Bus Service:

 93, 94, W2, W3, W6, W8

PCS

Mundo Verde Bilingual PCS

30 P St. NW | Ward 5
202-750-7060 | www.mundoverdepcs.org

Grades Served: PK3–5 (Accepting all)

School Hours:

8:30 a.m.–3:30 p.m.
Before and after care available

School Uniform: Required

SY 2015-16 Enrollment: 538

Student Demographics:

23% Black, non-Hispanic
39% Hispanic/Latino
31% White, non-Hispanic
2% Asian
<1% Native American/Alaska Native
5% Multiracial

2016 PARCC Scores:

Math 43% ELA 38%
(% met or exceeded expectations)


Charter Performance Tier:


1 72.5%

Specialized Programs:

Dual Language/Immersion,
Interscholastic Sports

Metro/Bus Service:

 80, 90, 92, 93, P6, X3

 NoMa–Gallaudet U

 School Shuttle Service is available

Murch Elementary School

4810 36th St. NW | Ward 3
202-282-0130 | www.murchschool.org

Grades Served: PK4-5 (Accepting all)

School Hours:

8:00 a.m.–4:00 p.m.

School Uniform: Not required

SY 2015-16 Enrollment: 625

Student Demographics:

13% Black, non-Hispanic
9% Hispanic/Latino
62% White, non-Hispanic
10% Asian
1% Native American/Alaska Native
1% Native Hawaiian/Pacific Islander
4% Multiracial


2016 PARCC Scores:

Math 70% ELA 66%
(% met or exceeded expectations)

Specialized Programs:

Interscholastic Sports

Metro/Bus Service:

 L1, L2, M4

Note: Murch will be temporarily located at 3373 Van Ness St. NW for SY17-18.

Nalle Elementary School

219 50th St. SE | Ward 7
202-671-6280 | profiles.dcps.dc.gov/Nalle+Elementary+School

Grades Served: PK3–5 (Accepting all)

School Hours:

8:45 a.m.–3:15 p.m.

School Uniform: Required

SY 2015-16 Enrollment: 391

Student Demographics:

93% Black, non-Hispanic
6% Hispanic/Latino
<1% Asian


2016 PARCC Scores:

Math 20% ELA 10%
(% met or exceeded expectations)

Specialized Programs:

Montessori, Interscholastic Sports

Metro/Bus Service:

 96, 97, U5, U6, U8, W4

Note: This school offers a Montessori program and a traditional program. You may apply to one or both.

DCPS

Noyes Elementary School

2725 10th St. NE | Ward 5
202-281-2580 | profiles.dcps.dc.gov/Noyes+Education+Campus

Grades Served: PK3–5 (Accepting all)

School Hours:

8:45 a.m.–3:15 p.m.
After care available

School Uniform: Required

SY 2015-16 Enrollment: 192

Student Demographics:

89% Black, non-Hispanic
10% Hispanic/Latino

2016 PARCC Scores:

Math 14% ELA 8%
(% met or exceeded expectations)

Specialized Programs:

Interscholastic Sports

Metro/Bus Service:

 82, 83, 84, 86, B8, B9, D8, H8, H9, T18

Note: This school is a Title I DCPS Early Action PK school for grades PK3 and PK4.

DCPS

Orr Elementary School

2200 Minnesota Ave. SE | Ward 8
202-671-6240 | www.orr elementary.org

Grades Served: PK3–5 (Accepting all)

School Hours:

8:45 a.m.–3:15 p.m.

School Uniform: Required

SY 2015-16 Enrollment: 421

Student Demographics:

98% Black, non-Hispanic
1% Hispanic/Latino
<1% Multiracial


2016 PARCC Scores:

Math 16% ELA 14%
(% met or exceeded expectations)

Specialized Programs:

Interscholastic Sports

Metro/Bus Service:

 32, 34, 36, 39, B2, M6, U2, V7, V9, W2

Oyster-Adams Bilingual School

DCPS

2020 19th St. NW and
2801 Calvert St. NW | Ward 3
202-671-6130
www.oysteradamsbilingual.org

Grades Served: PK4-8 (Accepting all)

School Hours:

8:45 a.m.–3:15 p.m.

School Uniform: Not required

SY 2015-16 Enrollment: 663

Student Demographics:

5% Black, non-Hispanic
60% Hispanic/Latino
29% White, non-Hispanic
2% Asian
4% Multiracial



2016 PARCC Scores:

Math 54% ELA 60%
(% met or exceeded expectations)

Specialized Programs:

Dual Language/Immersion,
Interscholastic Sports

Metro/Bus Service:

 96, L1, L2, L4, X3
 Dupont Circle

Patterson Elementary School

DCPS

4399 South Capitol Terr. SW | Ward 8
202-939-5280
sites.google.com/site/wbpatterson4399

Grades Served: PK3–5 (Accepting all)

School Hours:

8:45 a.m.–3:15 p.m.
After care available

School Uniform: Required

SY 2015-16 Enrollment: 404

Student Demographics:

99% Black, non-Hispanic
1% Hispanic/Latino

2016 PARCC Scores:

Math 7% ELA 6%
(% met or exceeded expectations)

Specialized Programs:

Interscholastic Sports

Metro/Bus Service:

 A2, A4, A8, A9, A42, A48, P18, W14

PCS

Paul PCS – Middle School

5800 8th St. NW | Ward 4
202-291-7499 | www.paulcharter.org

Grades Served: 6-8 (*Accepting all*)

School Hours:

8:15 a.m.–3:35 p.m.

School Uniform: Required

SY 2015-16 Enrollment: 232

Student Demographics:

81% Black, non-Hispanic
19% Hispanic/Latino

2016 PARCC Scores:

Math 14% ELA 23%
(% met or exceeded expectations)

Charter Performance Tier:

2 **44.9%**

Specialized Programs:

Interscholastic Sports

Metro/Bus Service:

 70, 79

DCPS

**Payne
Elementary School**

1445 C St. SE | Ward 6
202-698-3262 | [profiles.dcps.dc.gov/
Payne+Elementary+School](http://profiles.dcps.dc.gov/Payne+Elementary+School)

Grades Served: PK3–5 (*Accepting all*)

School Hours:

8:45 a.m.–3:15 p.m.
Before and after care available

School Uniform: Required

SY 2015-16 Enrollment: 308

Student Demographics:

82% Black, non-Hispanic
5% Hispanic/Latino
9% White, non-Hispanic
4% Multiracial



2016 PARCC Scores:

Math 22% ELA 8%
(% met or exceeded expectations)

Specialized Programs:

Interscholastic Sports

Metro/Bus Service:

 32, 34, 36, 70, 96, 97, B2, D6, V7
 Potomac Ave

DCPS

Peabody Elementary School

425 C St. NE | Ward 6

202-698-3277

www.capitolhillclusterschool.org

Grades Served: PK3–K (Accepting all)

School Hours:

8:45 a.m.–3:15 p.m.

Before and after care available

School Uniform: Not required

SY 2015-16 Enrollment: 227

Student Demographics:

30% Black, non-Hispanic

7% Hispanic/Latino

51% White, non-Hispanic


3% Asian

8% Multiracial

2016 PARCC Scores:

Students do not take PARCC before grade 3.

Metro/Bus Service:

 90, 92, 93, 96, 97, D6, X8,
DC Circulator

 Union Station

PCS

Perry Street Preparatory PCS

1800 Perry St. NE | Ward 5

202-529-4400 | www.pspdc.org

Grades Served: PK3–8 (Accepting all)

School Hours:

MTRF: 8:00 a.m.–4:00 p.m.

W: 8:00 a.m.–1:45 p.m.

Before and after care available

School Uniform: Required

SY 2015-16 Enrollment: 323

Student Demographics:

97% Black, non-Hispanic

1% Hispanic/Latino

2% White, non-Hispanic

<1% Native Hawaiian/Pacific Islander

<1% Multiracial

2016 PARCC Scores:


Math 16% ELA 21%
(% met or exceeded expectations)

Charter Performance Tier:

2 39.4%

Metro/Bus Service:

 E2, G8, H6, R4

 Brookland–CUA, Fort Totten

DCPS

Plummer Elementary School

4601 Texas Ave. SE | Ward 7
202-939-4360 | profiles.dcps.dc.gov/Plummer+Elementary+School

Grades Served: PK3–5 (Accepting all)

School Hours:

8:45 a.m.–3:15 p.m.
After care available

School Uniform: Required

SY 2015-16 Enrollment: 409

Student Demographics:

91% Black, non-Hispanic
8% Hispanic/Latino
<1% Multiracial

2016 PARCC Scores:

Math 7% ELA 5%
(% met or exceeded expectations)

Metro/Bus Service:

 96, 97, U5, U6, V9, W4

 Benning Rd

 School Shuttle Service is available

DCPS

Powell Elementary School

1350 Upshur St. NW | Ward 4
202-671-6270
www.powellbilingualelementary.com

Grades Served: PK3–5 (Accepting all)

School Hours:

8:45 a.m.–3:15 p.m.
After care available

School Uniform: Required

SY 2015-16 Enrollment: 512

Student Demographics:

13% Black, non-Hispanic
78% Hispanic/Latino
5% White, non-Hispanic
1% Asian
3% Multiracial


2016 PARCC Scores:

Math 28% ELA 10%
(% met or exceeded expectations)

Specialized Programs:

Dual Language/Immersion,
Interscholastic Sports

Metro/Bus Service:

 52, 53, 54, 60, 62, 63, 70, S1, S2, S4, S9

Note: This school offers a dual language program and a traditional program. You may apply to one or both.

DCPS

Randle Highlands Elementary School

1650 30th St. SE | Ward 7

202-729-3250

www.randlehighlandselementary.org

Grades Served: PK3–5 (Accepting all)

School Hours:

8:40 a.m.–3:15 p.m.

Before and after care available

School Uniform: Required

SY 2015-16 Enrollment: 339

Student Demographics:

99% Black, non-Hispanic

1% Hispanic/Latino

<1% Native American/Alaska Native

<1% Native Hawaiian/Pacific Islander

2016 PARCC Scores:


Math 17% ELA 7%

(% met or exceeded expectations)

Specialized Programs:

Interscholastic Sports

Metro/Bus Service:

 32, 34, 36, 39, B2, M6, U2, V7, V9

Note: This school offers an extended-year calendar.

DCPS

Raymond Education Campus

915 Spring Rd. NW | Ward 4

202-576-6236

www.raymondeducationcampus.org

Grades Served: PK3–8 (Accepting all)

School Hours:

8:45 a.m.–3:15 p.m.

After care available

School Uniform: Required

SY 2015-16 Enrollment: 572

Student Demographics:

34% Black, non-Hispanic

63% Hispanic/Latino

2% White, non-Hispanic

1% Asian

<1% Multiracial

2016 PARCC Scores:


Math 16% ELA 22%


(% met or exceeded expectations)

Specialized Programs:

Interscholastic Sports

Metro/Bus Service:

 52, 53, 54, 60, 62, 63, 64, 70, 79, H1, H2, H3, H4, H8

 Georgia Ave–Petworth

Note: This school offers an extended-year calendar.

PCS

Richard Wright PCS for Journalism and Media Arts

770 M St. SE | Ward 6
202-388-1011 | www.richardwrightpcs.org

Grades Served: 8-12 (Accepting 8-11)

School Hours:

MTWR: 8:05 a.m.–4:30 p.m.
F: 8:05 a.m.–12:30 p.m.

School Uniform: Required

SY 2015-16 Enrollment: 284

Student Demographics:

99% Black, non-Hispanic
1% Hispanic/Latino

2016 PARCC Scores:

Math 7% ELA 17%
(% met or exceeded expectations)


Charter Performance Tier:

2 39.2%

Specialized Programs:

Interscholastic Sports

Metro/Bus Service:

 90, 92, 93, A42, A46, A48, P6, V7, V8, V9

 Eastern Market, Navy Yard–Ballpark

PCS

Rocketship Rise Academy PCS

2335 Reynolds Pl. SE | Ward 8
202-750-7177 | www.rsed.org/dc

Grades Served: PK3-3 (Accepting all)

School Hours:

MTWF: 7:45 a.m.–4:00 p.m.
R: 7:45 a.m.–2:00 p.m.
Before and after care available

School Uniform: Required

SY 2015-16 Enrollment:

School opened in 2016

Student Demographics:

School opened in 2016


2016 PARCC Scores:

School opened in 2016

Charter Performance Tier:

School opened in 2016

Metro/Bus Service:

 W2, W3, W4, W6, W8, 92, 32

PCS

Roots PCS

15 Kennedy St. NW | Ward 4
202-882-8073 | www.rootspcs.org

Grades Served: PK3–5 (*Accepting all*)

School Hours:

8:30 a.m.–3:30 p.m.
Before and after care available

School Uniform: Required

SY 2015-16 Enrollment: 106

Student Demographics:

100% Black, non-Hispanic


2016 PARCC Scores:


PARCC scores not displayed if school tested fewer than 25 students

Charter Performance Tier:

2 46.2%

Metro/Bus Service:

 E2, E6, K6

 Fort Totten

 *School Shuttle Service is available*

DCPS

Ross Elementary School

1730 R St. NW | Ward 2
202-673-7200 | www.rosselementary.org

Grades Served: PK3–5 (*Accepting all*)

School Hours:

8:45 a.m.–3:15 p.m.
After care available

School Uniform: Required

SY 2015-16 Enrollment: 167

Student Demographics:

13% Black, non-Hispanic

19% Hispanic/Latino

51% White, non-Hispanic

8% Asian

10% Multiracial


2016 PARCC Scores:


Math 75% ELA 71%
(% met or exceeded expectations)

Specialized Programs:

Interscholastic Sports

Metro/Bus Service:

 37, 42, 43, 90, 92, 93, 96, D1, D2, D3, D6, G2, H1, L1, L2, N2, N3, N4, N6, S1, S2, S4, S9, X3

 Dupont Circle

DCPS

Savoy Elementary School

2400 Shannon Pl. SE | Ward 8
202-939-2000 | profiles.dcps.dc.gov/savoy

Grades Served: PK3–5 (Accepting all)

School Hours:

8:45 a.m.–3:15 p.m.
After care available

School Uniform: Required

SY 2015-16 Enrollment: 349

Student Demographics:

99% Black, non-Hispanic
<1% Hispanic/Latino
<1% Native American/Alaska Native
<1% Native Hawaiian/Pacific Islander



2016 PARCC Scores:

Math 9% ELA 6%
(% met or exceeded expectations)

Specialized Programs:

Interscholastic Sports

Metro/Bus Service:

 90, 92, 93, 94, A4, A7, A8, A9, A42, A46, A48, B2, P6, P18, U2, V5, W2, W3, W5, W6, W8, W14, DCPOTSKY
 Anacostia

DCPS

School Without Walls @ Francis-Stevens

2425 N St. NW | Ward 2
202-724-4841 | www.swwfs.org

Grades Served: PK3–8 (Accepting all)

School Hours:

8:45 a.m.–3:15 p.m.
Before and after care available

School Uniform: Required

SY 2015-16 Enrollment: 441

Student Demographics:

57% Black, non-Hispanic
12% Hispanic/Latino
20% White, non-Hispanic
5% Asian
<1% Native American/Alaska Native
<1% Native Hawaiian/Pacific Islander
5% Multiracial



2016 PARCC Scores:

Math 25% ELA 26%
(% met or exceeded expectations)

Specialized Programs:

Interscholastic Sports

Metro/Bus Service:

 31, 32, 36, 37, 38B, 39, D1, D2, D3, D5, D6, G2, H1, L1, N2, N3, N6, X1, DC Circulator, DCDGR
 Foggy Bottom/GWU

DCPS

School-Within-School @ Goding

920 F St. NE | Ward 6

202-727-7377

www.schoolwithinschool.org**Grades Served:** PK3–5 (Accepting all)**School Hours:**

8:45 a.m.–3:15 p.m.

*Before and after care available***School Uniform:** Not required**SY 2015-16 Enrollment:** 289**Student Demographics:**

20% Black, non-Hispanic

4% Hispanic/Latino

68% White, non-Hispanic


1% Asian

7% Multiracial

2016 PARCC Scores:

Math 63%

ELA 66%

*(% met or exceeded expectations)***Metro/Bus Service:** 90, 92, 93, B2, D3, D4, D6, D8, X1,
X2, X8, X9**DCPS**

Seaton Elementary School

1503 10th St. NW | Ward 6

202-673-7215 | profiles.dcps.dc.gov/Seaton+Elementary+School**Grades Served:** PK3–5 (Accepting all)**School Hours:**

8:45 a.m.–3:15 p.m.

*After care available***School Uniform:** Required**SY 2015-16 Enrollment:** 311**Student Demographics:**

37% Black, non-Hispanic

40% Hispanic/Latino

8% White, non-Hispanic


14% Asian

1% Multiracial


2016 PARCC Scores:

Math 41%

ELA 24%

*(% met or exceeded expectations)***Metro/Bus Service:** 52, 53, 54, 63, 64, 70, 71, 79, DC98,
G2, G8, DC Circulator to SW

Waterfront

 Shaw–Howard U

PCS

SEED Public Charter School of Washington DC

4300 C St. SE | Ward 7
202-248-3025 | www.seedschooldc.org

Grades Served: 6-12 (Accepting 6-9)

School Hours:

6:00 a.m.–8:00 p.m.
Students are required to live on campus from Sunday to Friday.
Before and after care available

School Uniform: Required

SY 2015-16 Enrollment: 352

Student Demographics:

100% Black, non-Hispanic
<1% Hispanic/Latino




2016 PARCC Scores:

Math 6% ELA 11%
(% met or exceeded expectations)

Charter Performance Tier:

2 MS – 38.8% **2** HS – 54.5%

Metro/Bus Service:

 U5, U6, V1, E32
 Minnesota Ave, Benning Rd
 School Shuttle Service is available

Note: SEED PCS is a tuition-free, public boarding school. Students are required to live on campus from Sunday to Friday.

PCS

Sela PCS

6015-6017 Chillum Pl. NE | Ward 4
202-670-7352 | www.selapcs.org

Grades Served: PK3–4 (Accepting all)

School Hours:

8:00 a.m.–3:30 p.m.
Before and after care available

School Uniform: Required

SY 2015-16 Enrollment: 134

Student Demographics:

64% Black, non-Hispanic
9% Hispanic/Latino
19% White, non-Hispanic
1% Native Hawaiian/Pacific Islander
7% Multiracial

2016 PARCC Scores:

Students do not take PARCC before grade 3.



Charter Performance Tier:

1 75.6%

Specialized Programs:

Dual Language/Immersion,
Interscholastic Sports

Metro/Bus Service:

 K2, K6
 Takoma, Fort Totten

DCPS

Shepherd Elementary School

7800 14th St. NW | Ward 4

202-576-6140

www.shepherd-elementary.org**Grades Served:** PK3–5 (Accepting all)**School Hours:**

8:45 a.m.–3:15 p.m.

*Before and after care available***School Uniform:** Required**SY 2015-16 Enrollment:** 330**Student Demographics:****78%** Black, non-Hispanic**7%** Hispanic/Latino**11%** White, non-Hispanic**4%** Multiracial**2016 PARCC Scores:**

Math 48%

ELA 46%

*(% met or exceeded expectations)***Specialized Programs:**

International Baccalaureate,

Interscholastic Sports

Metro/Bus Service: 70, 79, S2, S4, S9**PCS**

Shining Stars Montessori Academy PCS

1240 Randolph St. NE | Ward 5

202-723-1467 | www.shiningstarspcs.org**Grades Served:** PK3–6 (Accepting all)**School Hours:**

PK3–K: 8:30 a.m.–3:15 p.m.

1–6: 8:30 a.m.–3:15 p.m.


Some days may be extended until 4:45 p.m.

*Before and after care available***School Uniform:** Not required**SY 2015-16 Enrollment:** 160**Student Demographics:****53%** Black, non-Hispanic**13%** Hispanic/Latino**23%** White, non-Hispanic**2%** Asian**1%** Native Hawaiian/Pacific Islander**10%** Multiracial**2016 PARCC Scores:**

PARCC scores not displayed if school tested fewer than 25 students

Charter Performance Tier:**2** 60.4%**Specialized Programs:**

Montessori

Metro/Bus Service: H6, 80 Brookland–CUA

DCPS

Simon Elementary School

401 Mississippi Ave. SE | Ward 8
202-645-3360 | profiles.dcps.dc.gov/Simon+Elementary+School

Grades Served: PK3–5 (Accepting all)

School Hours:

8:45 a.m.–4:45 p.m.

School Uniform: Required

SY 2015-16 Enrollment: 301

Student Demographics:

98% Black, non-Hispanic
2% Hispanic/Latino


2016 PARCC Scores:

Math 14% ELA 6%
(% met or exceeded expectations)

Specialized Programs:

Interscholastic Sports

Metro/Bus Service:

 A2, A4, A6, A7, A9, A42, M8, M9,
W2, W3

DCPS

Smothers Elementary School

4400 Brooks St. NE | Ward 7
202-939-3600 | profiles.dcps.dc.gov/Smothers+Elementary+School

Grades Served: PK3–5 (Accepting all)

School Hours:

8:45 a.m.–3:15 p.m.
After care available

School Uniform: Required

SY 2015-16 Enrollment: 274

Student Demographics:

93% Black, non-Hispanic
5% Hispanic/Latino
<1% White, non-Hispanic
<1% Asian
1% Multiracial



2016 PARCC Scores:

Math 8% ELA 6%
(% met or exceeded expectations)

Specialized Programs:

Interscholastic Sports

Metro/Bus Service:

 96, 97, U4, U6, U8, W4, W5
 Benning Rd

PCS

Somerset Preparatory Academy PCS

3301 Wheeler Rd. SE | Ward 8
202-562-9170 | www.somersetdc.com

Grades Served: 6-12 (Accepting all)

School Hours:

MS: 7:55 a.m.–2:55 p.m.
HS: 8:25 a.m.–2:55 p.m.

School Uniform: Required

SY 2015-16 Enrollment: 279

Student Demographics:

99% Black, non-Hispanic
1% Multiracial

2016 PARCC Scores:

Math 3% ELA 10%
(% met or exceeded expectations)



Charter Performance Tier:

3 MS – 34.7% **2** HS – 41.0%

Specialized Programs:

Interscholastic Sports

Metro/Bus Service:

 A2, A6, A8, W4
 Congress Heights

DCPS

Sousa Middle School

3650 Ely Pl. SE | Ward 7
202-729-3260 | profiles.dcps.dc.gov/
Sousa+Middle+School

Grades Served: 6-8 (Accepting all)

School Hours:

8:45 a.m.–3:15 p.m.

School Uniform: Required

SY 2015-16 Enrollment: 255

Student Demographics:

98% Black, non-Hispanic
2% Hispanic/Latino

2016 PARCC Scores:

Math 3% ELA 8%
(% met or exceeded expectations)

Specialized Programs:

Interscholastic Sports

Metro/Bus Service:

 U2, U5, U6, V7, V9

DCPS

Stanton Elementary School

2701 Naylor Rd. SE | Ward 8
202-671-6180
www.dcscholars.org/stanton

Grades Served: PK3–5 (Accepting all)

School Hours:

8:30 a.m.–4:00 p.m.
After care available

School Uniform: Required

SY 2015-16 Enrollment: 526

Student Demographics:

97% Black, non-Hispanic
3% Hispanic/Latino
<1% Multiracial


2016 PARCC Scores:

Math 19% ELA 9%
(% met or exceeded expectations)

Specialized Programs:

Interscholastic Sports

Metro/Bus Service:

 32, 34, 36, 92, V5, W2, W3, W4, W8,
DCPOTSKY

Note: This school is a Title I DCPS Early Action PK school for grades PK3 and PK4.

DCPS

Stoddert Elementary School

4001 Calvert St. NW | Ward 3
202-671-6030 | www.stoddert.org

Grades Served: PK4–5 (Accepting all)

School Hours:

8:45 a.m.–3:15 p.m.
Before and after care available

School Uniform: Not required

SY 2015-16 Enrollment: 432

Student Demographics:

11% Black, non-Hispanic
13% Hispanic/Latino
66% White, non-Hispanic
6% Asian
<1% Native American/Alaska Native
<1% Native Hawaiian/Pacific Islander
4% Multiracial

2016 PARCC Scores:

Math 76% ELA 72%
(% met or exceeded expectations)

Specialized Programs:

Interscholastic Sports

Metro/Bus Service:

 31, 33, 30N, 30S, D1, D2

DCPS

Stuart-Hobson Middle School

410 E St. NE | Ward 6
202-671-6010
www.capitolhillclusterschool.org

Grades Served: 6-8 (Accepting all)

School Hours:

8:45 a.m.–3:15 p.m.
After care available

School Uniform: Required

SY 2015-16 Enrollment: 424

Student Demographics:

87% Black, non-Hispanic
2% Hispanic/Latino
11% White, non-Hispanic



2016 PARCC Scores:

Math 11% ELA 24%
(% met or exceeded expectations)

Specialized Programs:

Interscholastic Sports

Metro/Bus Service:

 90, 92, 93, D6, D8, X1, X2, X8,
DC Circulator
 Union Station

DCPS

Takoma Education Campus

7010 Piney Branch Rd. NW | Ward 4
202-671-6050 | www.takomaec.org

Grades Served: PK3–8 (Accepting all)

School Hours:

8:45 a.m.–3:15 p.m.
After care available

School Uniform: Required

SY 2015-16 Enrollment: 468

Student Demographics:

60% Black, non-Hispanic
30% Hispanic/Latino
4% White, non-Hispanic
1% Asian
5% Multiracial



2016 PARCC Scores:

Math 12% ELA 17%
(% met or exceeded expectations)

Specialized Programs:

Interscholastic Sports

Metro/Bus Service:

 52, 53, 54, 62, 63, 70, 71, 79, F1,
F2, K1, K2
 Takoma

PCS

The Children's Guild DC Public Charter School

2146 24th Pl. NE | Ward 5
202-774-5442 | www.tcgdc.org

Grades Served: K-8 (*Accepting all*)

School Hours:

MTRF: 8:30 a.m.–3:30 p.m.
W: 8:30 a.m.–1:00 p.m.
Before and after care available

School Uniform: Required

SY 2015-16 Enrollment: 326

Student Demographics:

99% Black, non-Hispanic
<1% Hispanic/Latino
<1% White, non-Hispanic
1% Multiracial

2016 PARCC Scores:

Math 1% ELA 3%
(% met or exceeded expectations)

Charter Performance Tier:

Schools do not receive a performance tier in their first year or if they only serve PK students.

Specialized Programs:

Interscholastic Sports

Metro/Bus Service:

 B2

DCPS

Thomas Elementary School

650 Anacostia Ave. NE | Ward 7
202-724-4593 | profiles.dcps.dc.gov/Thomas+Elementary+School

Grades Served: PK3–5 (*Accepting all*)

School Hours:

8:45 a.m.–3:15 p.m.
After care available

School Uniform: Required

SY 2015-16 Enrollment: 411

Student Demographics:

97% Black, non-Hispanic
2% Hispanic/Latino
<1% White, non-Hispanic


2016 PARCC Scores:


Math 13% ELA 11%
(% met or exceeded expectations)

Specialized Programs:

Interscholastic Sports

Metro/Bus Service:

 U5, U6

 *School Shuttle Service is available*

Note: This school offers an extended-year calendar.

DCPS

Thomson Elementary School

1200 L St. NW | Ward 2
202-898-4660 | www.thomsondcps.org

Grades Served: PK3–5 (Accepting all)

School Hours:

8:45 a.m.–3:15 p.m.
After care available

School Uniform: Required

SY 2015-16 Enrollment: 287

Student Demographics:

20% Black, non-Hispanic
53% Hispanic/Latino
4% White, non-Hispanic
18% Asian
1% Native American/Alaska Native
1% Native Hawaiian/Pacific Islander
2% Multiracial


2016 PARCC Scores:


Math 43% ELA 29%
(% met or exceeded expectations)

Specialized Programs:

International Baccalaureate,
Interscholastic Sports

Metro/Bus Service:

 42, 63, 64, 80, D1, D3, D4, G8, P6,
P17, P19, DC Circulator to Georgetown,
DC Circulator to Union Station

 Metro Center, Mt. Vernon Square/7th
St-Convention Center

DCPS

Truesdell Education Campus

800 Ingraham St. NW | Ward 4
202-576-6202 | profiles.dcps.dc.gov/Truesdell+Education+Campus

Grades Served: PK3–8 (Accepting all)

School Hours:

8:45 a.m.–3:15 p.m.
After care available

School Uniform: Required

SY 2015-16 Enrollment: 588

Student Demographics:

29% Black, non-Hispanic
67% Hispanic/Latino
1% White, non-Hispanic
1% Asian
<1% Native American/Alaska Native
<1% Native Hawaiian/Pacific Islander
2% Multiracial


2016 PARCC Scores:

Math 16% ELA 18%
(% met or exceeded expectations)

Specialized Programs:

Interscholastic Sports

Metro/Bus Service:

 62, 63, 70, 79, E2, E4

DCPS

Tubman Elementary School

3101 13th St. NW | Ward 1
202-673-7285
profiles.dcps.dc.gov/tubman

Grades Served: PK3–5 (Accepting all)

School Hours:

8:45 a.m.–3:15 p.m.
After care available

School Uniform: Required

SY 2015-16 Enrollment: 545

Student Demographics:

42% Black, non-Hispanic
53% Hispanic/Latino
2% White, non-Hispanic
3% Asian
<1% Multiracial


2016 PARCC Scores:

Math 18% ELA 11%
(% met or exceeded expectations)

Specialized Programs:

Interscholastic Sports

Metro/Bus Service:

 52, 53, 54, 63, 64, 70, H1, H2, H3, H4,
H8, S1, S2, S4, S9, DC Circulator
 Columbia Heights

DCPS

Turner Elementary School

3264 Stanton Rd. SE | Ward 8
202-645-3470 | profiles.dcps.dc.gov/Turner+Elementary+School

Grades Served: PK3–5 (Accepting all)

School Hours:

8:45 a.m.–3:15 p.m.
After care available

School Uniform: Required

SY 2015-16 Enrollment: 460

Student Demographics:

98% Black, non-Hispanic
1% Hispanic/Latino
<1% White, non-Hispanic
<1% Native American/Alaska Native
<1% Native Hawaiian/Pacific Islander
<1% Multiracial


2016 PARCC Scores:

Math 1% ELA 5%
(% met or exceeded expectations)

Specialized Programs:

International Baccalaureate,
Interscholastic Sports

Metro/Bus Service:

 92, 93, 94, W2, W3, W4

Note: This school is a Title I DCPS Early Action PK school for grades PK3 and PK4. This school offers an extended-year calendar.

PCS

Two Rivers PCS at 4th Street

1227 4th St. NE | Ward 6
202-546-4477 | www.tworiverspcs.org

Grades Served: PK3–8 (Accepting all)

School Hours:

ES: MTRF: 8:30 a.m.–3:15 p.m.;
W: 8:30 a.m.–1:15 p.m.
MS: 8:30 a.m.–4:15 p.m.
Before and after care available

School Uniform: Required

SY 2015-16 Enrollment: 526

Student Demographics:

60% Black, non-Hispanic
10% Hispanic/Latino
25% White, non-Hispanic
1% Asian
4% Multiracial



2016 PARCC Scores:

Math 40% ELA 43%
(% met or exceeded expectations)

Charter Performance Tier:

1 73.7%

Metro/Bus Service:

 90, 92, 93
 NoMa–Gallaudet U

PCS

Two Rivers PCS at Young

820 26th St. NE | Ward 5
202-388-1360 | www.tworiverspcs.org

Grades Served: PK3–3 (Accepting all)

School Hours:

MTRF: 8:30 a.m.–3:15 p.m.
W: 8:30 a.m.–1:15 p.m.
Before and after care available

School Uniform: Required

SY 2015-16 Enrollment: 169

Student Demographics:

61% Black, non-Hispanic
6% Hispanic/Latino
26% White, non-Hispanic
1% Asian
7% Multiracial



2016 PARCC Scores:

Students do not take PARCC
before grade 3.

Charter Performance Tier:

Schools do not receive a performance tier
in their first year or if they only serve PK
students.

Metro/Bus Service:

 X2
 Minnesota Ave, Stadium–Armory

DCPS

Tyler Elementary School

1001 G St. SE | Ward 6
202-939-4810 | www.tylerelementary.net

Grades Served: PK3–5 (Accepting all)

School Hours:

8:45 a.m.–3:15 p.m.
After care available

School Uniform: Required

SY 2015-16 Enrollment: 520

Student Demographics:

75% Black, non-Hispanic
12% Hispanic/Latino
12% White, non-Hispanic
1% Asian
1% Multiracial



2016 PARCC Scores:

Math 19% ELA 24%
(% met or exceeded expectations)

Specialized Programs:

Dual Language/Immersion,
Interscholastic Sports

Metro/Bus Service:

 32, 34, 36, 39, 90, 92, 93, P6, V7, V9,
DCN22 to Union Station
 Eastern Market

Note: This school offers a Spanish immersion program and a traditional program. You may apply to one or both.

DCPS

Van Ness Elementary School

1150 5th St. SE | Ward 6
202-727-4314
www.vannesselementary.org

Grades Served: PK3–2 (Accepting all)

School Hours:

8:45 a.m.–3:30 p.m.
Before and after care available

School Uniform: Required

SY 2015-16 Enrollment: 86



Student Demographics:

45% Black, non-Hispanic
6% Hispanic/Latino
41% White, non-Hispanic
3% Asian
3% Multiracial

2016 PARCC Scores:

Students do not take PARCC before grade 3.

Metro/Bus Service:

 92, P6, V7, DC Circulator
 Navy Yard–Ballpark

DCPS

Walker-Jones Education Campus

1125 New Jersey Ave. NW | Ward 6
202-939-5934
www.walkerjoneseducampus.org

Grades Served: PK3–8 (*Accepting all*)

School Hours:

8:45 a.m.–3:15 p.m.
After care available

School Uniform: Required

SY 2015-16 Enrollment: 449

Student Demographics:

92% Black, non-Hispanic
5% Hispanic/Latino
1% White, non-Hispanic
1% Asian
<1% Multiracial


2016 PARCC Scores:


Math 5% ELA 8%
(% met or exceeded expectations)

Specialized Programs:

Interscholastic Sports

Metro/Bus Service:

 70, 74, 79, 80, 96, D3, D4, G2, P6, X2,
X9, DC Circulator

 Mt. Vernon Square/7th St-Convention
Center

PCS

Washington Global Public Charter School

525 School St. SW | Ward 6
202-796-2415 | www.washingtonglobal.org

Grades Served: 6–8 (*Accepting all*)

School Hours:

MTRF: 8:00 a.m.–4:15 p.m.
W: 8:00 a.m.–3:00 p.m.
Before and after care available

School Uniform: Required

SY 2015-16 Enrollment: 101

Student Demographics:

98% Black, non-Hispanic
2% Hispanic/Latino

2016 PARCC Scores:

Math 8% ELA 10%
(% met or exceeded expectations)

Charter Performance Tier:

Schools do not receive a performance tier in their first year or if they only serve PK students.

Specialized Programs:

Interscholastic Sports

Metro/Bus Service:

 P6, P17, P19, V7, V8, W13

 L'Enfant Plaza, Federal Center

PCS

Washington Latin PCS – Middle School

5200 2nd St. NW | Ward 4
202-223-1111 | www.latinpcs.org

Grades Served: 5–8 (*Accepting all*)

School Hours:

8:10 a.m.–3:15 p.m.
After care available

School Uniform: Required

SY 2015-16 Enrollment: 362

Student Demographics:

36% Black, non-Hispanic
9% Hispanic/Latino
47% White, non-Hispanic
5% Asian
3% Multiracial

2016 PARCC Scores:

Math 53% ELA 70%
(% met or exceeded expectations)



Charter Performance Tier:

1 89.4%

Specialized Programs:

Interscholastic Sports

Metro/Bus Service:

 60, 62, 63, 64, E2, E4, S1, S2, S4
 Fort Totten

PCS

Washington Yu Ying PCS

220 Taylor St. NE | Ward 5
202-635-1950 | www.washingtonyuying.org

Grades Served: PK3–5 (*Accepting PK3-2*)

School Hours:

MTWR: 8:30 a.m.–3:30 p.m.
F: 8:30 a.m.–1:00 p.m.
Before and after care available

School Uniform: Not required

SY 2015-16 Enrollment: 551

Student Demographics:

37% Black, non-Hispanic
5% Hispanic/Latino
30% White, non-Hispanic
11% Asian
17% Multiracial

2016 PARCC Scores:

Math 59% ELA 51%
(% met or exceeded expectations)



Charter Performance Tier:

1 77.6%

Specialized Programs:

Dual Language/Immersion,
International Baccalaureate

Metro/Bus Service:

 60, H8
 Brookland–CUA

Watkins Elementary School

420 12th St. SE | Ward 6
202-698-3355
www.capitolhillclusterschool.org

Grades Served: 1-5 (Accepting all)

School Hours:

8:45 a.m.–3:15 p.m.
Before and after care available

School Uniform: Not required

SY 2015-16 Enrollment: 463

Student Demographics:

70% Black, non-Hispanic
3% Hispanic/Latino
22% White, non-Hispanic
<1% Asian
<1% Native American/Alaska Native
<1% Native Hawaiian/Pacific Islander
4% Multiracial



2016 PARCC Scores:

Math 39% ELA 30%
(% met or exceeded expectations)

Specialized Programs:

Interscholastic Sports

Metro/Bus Service:

 32, 34, 36, 39, 90, 92, 93, 96, 97, B2,
M6, V7, V9, DC Circulator, DCPOTSKY
 Potomac Ave

West Education Campus

1338 Farragut St. NW | Ward 4
202-576-6226 | www.westschool.org

Grades Served: PK3–8 (Accepting all)

School Hours:

8:45 a.m.–3:15 p.m.
Before and after care available

School Uniform: Required

SY 2015-16 Enrollment: 303

Student Demographics:

56% Black, non-Hispanic
32% Hispanic/Latino
7% White, non-Hispanic
1% Asian
4% Multiracial


2016 PARCC Scores:

Math 25% ELA 26%
(% met or exceeded expectations)

Specialized Programs:

Interscholastic Sports

Metro/Bus Service:

 60, 64, E2, E4, H8, K2, K6

DCPS

Wheatley Education Campus

1299 Neal St. NE | Ward 5
202-939-5970 | profiles.dcps.dc.gov/Wheatley+Education+Campus

Grades Served: PK3–8 (Accepting all)

School Hours:

8:40 a.m.–3:15 p.m.
After care available

School Uniform: Required

SY 2015-16 Enrollment: 359

Student Demographics:

93% Black, non-Hispanic
4% Hispanic/Latino
<1% White, non-Hispanic
3% Multiracial


2016 PARCC Scores:

Math 6% ELA 4%
(% met or exceeded expectations)

Specialized Programs:

Interscholastic Sports

Metro/Bus Service:

 B2, D3, D4, D8, X1, X2, X3, X8, X9

DCPS

Whittier Education Campus

6201 5th St. NW | Ward 4
202-576-6156 | profiles.dcps.dc.gov/Whittier+Education+Campus

Grades Served: PK3–8 (Accepting all)

School Hours:

8:00 a.m.–4:00 p.m.
After care available

School Uniform: Required

SY 2015-16 Enrollment: 365

Student Demographics:

79% Black, non-Hispanic
16% Hispanic/Latino
2% White, non-Hispanic
<1% Asian
2% Multiracial


2016 PARCC Scores:

Math 11% ELA 15%
(% met or exceeded expectations)

Specialized Programs:

Interscholastic Sports

Metro/Bus Service:

 62, 63, 70



School Profiles

9-12

 **February 1, 2017**

Application deadline
for grades 9-12

DCPS

Anacostia High School

1601 16th St. SE | Ward 8
202-698-2155 | profiles.dcps.dc.gov/Anacostia+High+School

Grades Served: 9-12 (Accepting all)

School Hours:

8:45 a.m.–3:15 p.m.

School Uniform: Required

SY 2015-16 Enrollment: 597

Student Demographics:

99% Black, non-Hispanic
<1% Hispanic/Latino
<1% White, non-Hispanic
<1% Multiracial


2016 PARCC Scores:

Math 0% ELA 3%
(% met or exceeded expectations)

Specialized Programs:

Interscholastic Sports

Metro/Bus Service:

 90, 92, 93, A31, A32, A33, B2, U2,
V5, W6, W8

DCPS

Ballou High School

3401 4th St. SE | Ward 8
202-645-3400 | www.balloudc.org

Grades Served: 9-12 (Accepting all)

School Hours:

8:45 a.m.–3:15 p.m.

School Uniform: Required

SY 2015-16 Enrollment: 933

Student Demographics:

97% Black, non-Hispanic
2% Hispanic/Latino
<1% Native American/Alaska Native
<1% Native Hawaiian/Pacific Islander
<1% Multiracial


2016 PARCC Scores:

Math 0% ELA 3%
(% met or exceeded expectations)

Specialized Programs:

Interscholastic Sports

Metro/Bus Service:

 A2, A4, A7, A8, A9, A42, M8, M9,
W2, W3, W4

PCS

BASIS DC PCS

410 8th St. NW | Ward 2
202-393-5437 | www.basisdc.org

Grades Served: 5–12 (Accepting 5-9)

School Hours:

8:45 a.m.–4:00 p.m.
Before and after care available

School Uniform: Not required

SY 2015-16 Enrollment: 599

Student Demographics:

39% Black, non-Hispanic
7% Hispanic/Latino
41% White, non-Hispanic
6% Asian
<1% Native Hawaiian/Pacific Islander
7% Multiracial



2016 PARCC Scores:

Math 61% ELA 60%
(% met or exceeded expectations)

Charter Performance Tier:

1 MS – **74.3%** **1** HS – **94.8%**

Metro/Bus Service:

 32, 36, 39, 54, 70, 74, 79, D3, D6
 Archives, Gallery Place

DCPS

Benjamin Banneker High School

800 Euclid St. NW | Ward 1
202-671-6320
www.benjaminbanneker.org

Grades Served: 9-12 (Accepting 9-10)

School Hours:

8:45 a.m.–3:15 p.m.

School Uniform: Not required

SY 2015-16 Enrollment: 454

Student Demographics:

78% Black, non-Hispanic
17% Hispanic/Latino
1% White, non-Hispanic
2% Asian
<1% Native American/Alaska Native
<1% Native Hawaiian/Pacific Islander
2% Multiracial


2016 PARCC Scores:

Math 62% ELA 98%
(% met or exceeded expectations)

Specialized Programs:

International Baccalaureate,
Interscholastic Sports

Metro/Bus Service:

 52, 53, 54, 63, 64, 70, 79, H1, H2,
H3, H4, H8

Note: This is one of six DCPS high schools that have specific admissions requirements and selection criteria.

PCS

Capital City PCS – High School

100 Peabody St. NW | Ward 4
202-808-9800 | www.ccpcs.org

Grades Served: 9-12 (Accepting all)

School Hours:

MTRF: 8:30 a.m.–3:30 p.m.
W: 8:30 a.m.–1:30 p.m.

School Uniform: Not required

SY 2015-16 Enrollment: 333

Student Demographics:

38% Black, non-Hispanic
54% Hispanic/Latino
2% White, non-Hispanic
4% Asian
<1% Native American/Alaska Native
1% Native Hawaiian/Pacific Islander
2% Multiracial

2016 PARCC Scores:

Math 9% ELA 30%
(% met or exceeded expectations)


Charter Performance Tier:


1 65.3%

Specialized Programs:

Interscholastic Sports

Metro/Bus Service:

 62, 63, K2

 Fort Totten, Takoma

DCPS

Cardozo Education Campus

1200 Clifton St. NW | Ward 1
202-673-7385 | www.cardozohs.com

Grades Served: 6-12 (Accepting all)

School Hours:

8:45 a.m.–3:15 p.m.

School Uniform: Required

SY 2015-16 Enrollment: 783

Student Demographics:

47% Black, non-Hispanic
50% Hispanic/Latino
1% White, non-Hispanic
1% Asian
<1% Native American/Alaska Native
<1% Native Hawaiian/Pacific Islander
1% Multiracial


2016 PARCC Scores:


Math 2% ELA 7%
(% met or exceeded expectations)

Specialized Programs:

Interscholastic Sports

Metro/Bus Service:

 52, 53, 54, 63, 64, 70, 90, 92, 93, 96,
H1, H2, H8, X3

 U Street

PCS

Cesar Chavez PCS for Public Policy – Capitol Hill

709 12th St. SE | Ward 6
202-547-3424 | www.chavezschools.org

Grades Served: 9-12 (Accepting 9-10)

School Hours:

MTWR: 8:00 a.m.–3:30 p.m.
F: 8:00 a.m.–12:00 p.m.

School Uniform: Required

SY 2015-16 Enrollment: 387

Student Demographics:

88% Black, non-Hispanic
12% Hispanic/Latino
<1% Native American/Alaska Native

2016 PARCC Scores:

Math 0% ELA 22%
(% met or exceeded expectations)



Charter Performance Tier:

2 44.4%

Specialized Programs:

Interscholastic Sports

Metro/Bus Service:

 32, 34, 36
 Eastern Market, Potomac Ave

PCS

Cesar Chavez PCS for Public Policy – Chavez Prep

770 Kenyon St. NW | Ward 1
202-723-3975 | www.chavezschools.org

Grades Served: 6-9 (Accepting all)

School Hours:

MTWR: 8:00 a.m.–3:30 p.m.
F: 8:00 a.m.–12:00 p.m.

School Uniform: Required

SY 2015-16 Enrollment: 357

Student Demographics:

43% Black, non-Hispanic
56% Hispanic/Latino
2% Asian

2016 PARCC Scores:

Math 7% ELA 16%
(% met or exceeded expectations)



Charter Performance Tier:

2 37.9%

Specialized Programs:

Interscholastic Sports

Metro/Bus Service:

 62, 63, 70
 Columbia Heights

PCS

Cesar Chavez PCS for Public Policy – Parkside High School

3701 Hayes St. NE | Ward 7
202-398-2230 | www.chavezschools.org

Grades Served: 9-12 (Accepting 9-10)

School Hours:

MTWR: 8:00 a.m.–3:30 p.m.
F: 8:00 a.m.–12:00 p.m.

School Uniform: Required

SY 2015-16 Enrollment: 374

Student Demographics:

93% Black, non-Hispanic
7% Hispanic/Latino

2016 PARCC Scores:

Math 1% ELA 23%
(% met or exceeded expectations)


Charter Performance Tier:

2 54.5%

Specialized Programs:

Interscholastic Sports

Metro/Bus Service:

 U5, U6
 Minnesota Ave

DCPS

Columbia Heights Education Campus 9–12 (CHEC)

3101 16th St. NW | Ward 1
202-939-7700 | www.checdc.org

Grades Served: 9-12 (Accepting all)

School Hours:

8:45 a.m.–3:15 p.m.

School Uniform: Required

SY 2015-16 Enrollment: 1393

Student Demographics:

35% Black, non-Hispanic
62% Hispanic/Latino
1% White, non-Hispanic
2% Asian
<1% Native American/Alaska Native
<1% Native Hawaiian/Pacific Islander
<1% Multiracial



2016 PARCC Scores:

Math 5% ELA 19%
(% met or exceeded expectations)

Specialized Programs:

Dual Language/Immersion,
Interscholastic Sports

Metro/Bus Service:

 42, 43, 52, 53, 54, H1, H2, H3, H4, H8,
S1, S2, S3, S4, S9, DC Circulator
 Columbia Heights

Note: This is one of six DCPS high schools that have specific admissions requirements and selection criteria.

DCPS

Coolidge High School

6315 5th St. NW | Ward 4
202-671-6080 | profiles.dcps.dc.gov/
Coolidge+High+School

Grades Served: 9-12 (Accepting all)

School Hours:

8:45 a.m.–3:15 p.m.

School Uniform: Required

SY 2015-16 Enrollment: 384

Student Demographics:

77% Black, non-Hispanic
21% Hispanic/Latino
1% White, non-Hispanic
<1% Asian
<1% Native American/Alaska Native
<1% Native Hawaiian/Pacific Islander
1% Multiracial

2016 PARCC Scores:

Math 0% ELA 11%
(% met or exceeded expectations)

Specialized Programs:

Interscholastic Sports

Metro/Bus Service:

 62, 63, 70, 79

PCS

District of Columbia International School

16th St. & Aspen St. NW | Ward 4
202-808-9033
www.dcindernationalschool.org

Grades Served: 6–10 (Accepting 6-9)

School Hours:

MTWR: 8:15 a.m.–4:00 p.m.
F: 8:15 a.m.–1:00 p.m.
After care available

School Uniform: Not required

SY 2015-16 Enrollment: 404

Student Demographics:

37% Black, non-Hispanic
40% Hispanic/Latino
13% White, non-Hispanic
3% Asian
1% Native American/Alaska Native
<1% Native Hawaiian/Pacific Islander
5% Multiracial

2016 PARCC Scores:

Math 34% ELA 52%
(% met or exceeded expectations)


Charter Performance Tier:

1 76.1%

Specialized Programs:

Dual Language/Immersion, International
Baccalaureate, Interscholastic Sports

Metro/Bus Service:

 52, 54, S2, S4, S9, 79, 70
 Georgia Ave–Petworth, Takoma

Note: This school offers a Chinese language program, a Spanish language program, and a French language program. You may apply to one, two or all three. No previous language experience is needed.

Duke Ellington School of the Arts

3500 R St. NW | Ward 2
202-282-0123 | www.ellingtonschool.org

Grades Served: 9-12 (Accepting 9-10)

School Hours:

8:30 a.m.–4:55 p.m.

School Uniform: Not required

SY 2015-16 Enrollment: 525


Student Demographics:

77% Black, non-Hispanic
11% Hispanic/Latino
7% White, non-Hispanic
3% Asian
2% Multiracial

2016 PARCC Scores:

Math 9% ELA 39%
(% met or exceeded expectations)

Metro/Bus Service:

 31, 32, 36, D1, D2, D3, D6, D51

Note: This is one of six DCPS high schools that have specific admissions requirements and selection criteria.

Dunbar High School

101 N St. NW | Ward 5
202-698-3762 | www.dunbardc.org

Grades Served: 9-12 (Accepting all)

School Hours:

8:45 a.m.–3:15 p.m.

School Uniform: Required

SY 2015-16 Enrollment: 653

Student Demographics:

95% Black, non-Hispanic
4% Hispanic/Latino
<1% Multiracial



2016 PARCC Scores:

Math 1% ELA 5%
(% met or exceeded expectations)

Specialized Programs:

Interscholastic Sports

Metro/Bus Service:

 70, 71, 79, 90, 96, G2, P6,
DC Circulator
 Mt. Vernon Square/
7th St-Convention Center

PCS

E.L. Haynes PCS – High School

4501 Kansas Ave. NW | Ward 4
202-667-4446 | www.elhaynes.org

Grades Served: 9-12 (Accepting all)

School Hours:

MTWR: 8:50 a.m.–4:00 p.m.
F: 8:50 a.m.–1:30 p.m.
Before care available

School Uniform: Required

SY 2015-16 Enrollment: 435

Student Demographics:

50% Black, non-Hispanic
45% Hispanic/Latino
1% Asian
3% Multiracial

2016 PARCC Scores:

Math 11% ELA 12%
(% met or exceeded expectations)


Charter Performance Tier:

2 48.9%

Specialized Programs:

Interscholastic Sports

Metro/Bus Service:

 52, 53, 54, 62, 63

 Georgia Ave–Petworth

DCPS

Eastern High School

1700 East Capitol St. NE | Ward 6
202-698-4500
www.easternhighschooldc.org

Grades Served: 9-12 (Accepting all)

School Hours:

8:45 a.m.–3:15 p.m.

School Uniform: Required

SY 2015-16 Enrollment: 967

Student Demographics:

98% Black, non-Hispanic
1% Hispanic/Latino
1% White, non-Hispanic
<1% Asian
<1% Multiracial


2016 PARCC Scores:


Math 1% ELA 18%
(% met or exceeded expectations)

Specialized Programs:

International Baccalaureate,
Interscholastic Sports

Metro/Bus Service:

 96, 97, B2, D6

 Stadium–Armory

PCS

Friendship PCS – Collegiate Academy

4095 Minnesota Ave. NE | Ward 7
202-396-5500 | www.friendshipschools.org

Grades Served: 9-12 (Accepting all)

School Hours:

7:45 a.m.–3:30 p.m.

School Uniform: Required

SY 2015-16 Enrollment: 810

Student Demographics:

100% Black, non-Hispanic
<1% Hispanic/Latino

2016 PARCC Scores:

Math 4% ELA 11%
(% met or exceeded expectations)

Charter Performance Tier:

2 51.8%

Specialized Programs:

Interscholastic Sports

Metro/Bus Service:

 Minnesota Ave

PCS

Friendship PCS – Technology Preparatory High School Academy

2705 Martin Luther King Jr. Ave. SE
Ward 8
202-552-5700 | www.friendshipschools.org

Grades Served: 9-12 (Accepting all)

School Hours:

7:45 a.m.–3:40 p.m.
Before and after care available

School Uniform: Required

SY 2015-16 Enrollment: 543

Student Demographics:

99% Black, non-Hispanic
<1% Hispanic/Latino
<1% Multiracial

2016 PARCC Scores:

Math 7% ELA 14%
(% met or exceeded expectations)



Charter Performance Tier:

2 50.1%

Specialized Programs:

Interscholastic Sports

Metro/Bus Service:

 A2, A4, A6, A7, A8, A42, A46,
A48, W2, W3
 Anacostia, Congress Heights

PCS

IDEA PCS

1027 45th St. NE | Ward 7
202-399-4750 | www.idealpcs.org

Grades Served: 9-12 (Accepting all)

School Hours:

MTWF: 8:30 a.m.–4:00 p.m.
R: 8:30 a.m.–1:00 p.m.

School Uniform: Required

SY 2015-16 Enrollment: 281

Student Demographics:

98% Black, non-Hispanic
2% Hispanic/Latino
<1% Native American/Alaska Native

2016 PARCC Scores:

Math 8% ELA 18%
(% met or exceeded expectations)




Charter Performance Tier:

2 42.2%

Specialized Programs:

Interscholastic Sports

Metro/Bus Service:

 U2, U4, U5, U6, U8, V7, V8, W4, X2, X9
 Deanwood, Minnesota Ave
 School Shuttle Service is available

PCS

KIPP DC – College Preparatory PCS

1405 Brentwood Pkwy NE | Ward 5
202-678-2527 | www.kippdc.org

Grades Served: 9-12 (Accepting all)

School Hours:

8:00 a.m.–4:15 p.m.

School Uniform: Required

SY 2015-16 Enrollment: 505

Student Demographics:

100% Black, non-Hispanic
<1% Hispanic/Latino

2016 PARCC Scores:

Math 22% ELA 35%
(% met or exceeded expectations)



Charter Performance Tier:

1 74.1%

Specialized Programs:

Interscholastic Sports

Metro/Bus Service:

 90, 92
 NoMa–Gallaudet U

DCPS

McKinley Technology High School

151 T St. NE | Ward 5
202-281-3950 | www.mckinleytech.org

Grades Served: 9-12 (Accepting 9-10)

School Hours:

8:45 a.m.–3:10 p.m.

School Uniform: Required

SY 2015-16 Enrollment: 656

Student Demographics:

89% Black, non-Hispanic
6% Hispanic/Latino
2% White, non-Hispanic
1% Asian
2% Multiracial


2016 PARCC Scores:

Math 10% ELA 36%
(% met or exceeded expectations)

Specialized Programs:

Interscholastic Sports

Metro/Bus Service:

 80, 90, 92, 93, G8, P6, X3

Note: This is one of six DCPS high schools that have specific admissions requirements and selection criteria.

PCS

National Collegiate Preparatory Public Charter High School

4600 Livingston Rd. SE | Ward 8
202-832-7737 | www.nationalprepdc.org

Grades Served: 9-12 (Accepting 9-11)

School Hours:

8:00 a.m.–3:43 p.m.

School Uniform: Required

SY 2015-16 Enrollment: 280

Student Demographics:

100% Black, non-Hispanic

2016 PARCC Scores:

Math 0% ELA 26%
(% met or exceeded expectations)



Charter Performance Tier:

3 32.9%

Specialized Programs:

International Baccalaureate,
Interscholastic Sports

Metro/Bus Service:

 5, A4, A6, A8
 Anacostia

PCS

Paul PCS – International High School

5800 8th St. NW | Ward 4
202-291-7499 | www.paulcharter.org

Grades Served: 9-12 (Accepting 9-10)

School Hours:

8:15 a.m.–3:35 p.m.

School Uniform: Required

SY 2015-16 Enrollment: 444

Student Demographics:

75% Black, non-Hispanic
24% Hispanic/Latino
1% Asian

2016 PARCC Scores:

Math 6% ELA 15%
(% met or exceeded expectations)

Charter Performance Tier:

2 47.7%

Specialized Programs:

Interscholastic Sports

Metro/Bus Service:

 70, 79

DCPS

Phelps Architecture, Construction, and Engineering High School

704 26th St. NE | Ward 5
202-729-4360 | www.phelpshsdc.org

Grades Served: 9-12 (Accepting 9-11)

School Hours:

8:45 a.m.–3:30 p.m.

School Uniform: Required

SY 2015-16 Enrollment: 306

Student Demographics:

96% Black, non-Hispanic
4% Hispanic/Latino
<1% White, non-Hispanic
<1% Asian


2016 PARCC Scores:

Math 1% ELA 13%
(% met or exceeded expectations)

Specialized Programs:

Interscholastic Sports

Metro/Bus Service:

 X1, X2, X3, X8, X9

Note: This is one of six DCPS high schools that have specific admissions requirements and selection criteria.

PCS

Richard Wright PCS for Journalism and Media Arts

770 M St. SE | Ward 6
202-388-1011 | www.richardwrightpcs.org

Grades Served: 8-12 (Accepting 8-11)

School Hours:

MTWR: 8:05 a.m.–4:30 p.m.
F: 8:05 a.m.–12:30 p.m.

School Uniform: Required

SY 2015-16 Enrollment: 284

Student Demographics:

99% Black, non-Hispanic
1% Hispanic/Latino

2016 PARCC Scores:

Math 7% ELA 17%
(% met or exceeded expectations)


Charter Performance Tier:


2 39.2%

Specialized Programs:

Interscholastic Sports

Metro/Bus Service:

 90, 92, 93, A42, A46, A48, P6, V7, V8, V9

 Eastern Market, Navy Yard–Ballpark

DCPS

Ron Brown College Preparatory High School

4800 Meade St. NE | Ward 7
202-729-4343 | profiles.dcps.dc.gov/
Ron+Brown+College+Preparatory+High+School

Grades Served: 9-10 (Accepting all)

School Hours:

8:00 a.m.–4:00 p.m.

School Uniform: Required

SY 2015-16 Enrollment:

School opened in 2016

Student Demographics:


School opened in 2016

2016 PARCC Scores:

School opened in 2016

Metro/Bus Service:

 U4, V7, W4

 Deanwood

DCPS

Roosevelt High School

4301 13th St. NW | Ward 4
202-576-6130 | profiles.dcps.dc.gov/Roosevelt+High+School

Grades Served: 9-12 (Accepting all)

School Hours:

8:45 a.m.–3:15 p.m.

School Uniform: Not required

SY 2015-16 Enrollment: 482

Student Demographics:

62% Black, non-Hispanic
36% Hispanic/Latino
1% White, non-Hispanic
<1% Asian
<1% Multiracial



2016 PARCC Scores:

Math 1% ELA 7%
(% met or exceeded expectations)

Specialized Programs:

Dual Language/Immersion,
Interscholastic Sports

Metro/Bus Service:

 52, 53, 54, 60, 62, 63, 64, 70, 79, S1, S2
 Georgia Ave–Petworth

Note: This school offers a dual language program and a traditional program. You may apply to one or both.

DCPS

School Without Walls High School

2130 G St. NW | Ward 2
202-645-9690 | www.swwhs.org

Grades Served: 9-12 (Accepting all)

School Hours:

8:45 a.m.–3:15 p.m.

School Uniform: Not required

SY 2015-16 Enrollment: 589

Student Demographics:

36% Black, non-Hispanic
13% Hispanic/Latino
38% White, non-Hispanic
8% Asian
5% Multiracial



2016 PARCC Scores:

Math 52% ELA 84%
(% met or exceeded expectations)

Specialized Programs:

Interscholastic Sports

Metro/Bus Service:

 3Y, 11Y, 16Y, 31, 32, 36, 37, 38B, 39, 80, D1, D3, D5, D6, H1, L1, N3, S1, X1, DC Circulator
 Foggy Bottom/GWU

Note: This is one of six DCPS high schools that have specific admissions requirements and selection criteria.

PCS

SEED Public Charter School of Washington DC

4300 C St. SE | Ward 7

202-248-3025 | www.seedschooldc.org




Grades Served: 6–12 (Accepting 6–9)**School Hours:**

6:00 a.m.–8:00 p.m.

Students are required to live on campus from Sunday to Friday

*Before and after care available***School Uniform:** Required**SY 2015-16 Enrollment:** 352**Student Demographics:****100%** Black, non-Hispanic**<1%** Hispanic/Latino**2016 PARCC Scores:**

Math 6% ELA 11%

*(% met or exceeded expectations)***Charter Performance Tier:****2** MS – **38.8%** **2** HS – **54.5%****Metro/Bus Service:** U5, U6, V1, E32 Minnesota Ave, Benning Rd *School Shuttle Service is available***Note:** SEED PCS is a tuition-free, public boarding school. Students are required to live on campus from Sunday to Friday.**PCS**

Somerset Preparatory Academy PCS

3301 Wheeler Rd. SE | Ward 8

202-562-9170 | www.somersetdc.com

Grades Served: 6-12 (Accepting all)**School Hours:**

MS: 7:55 a.m.–2:55 p.m.


HS: 8:25 a.m.–2:55 p.m.

School Uniform: Required**SY 2015-16 Enrollment:** 279**Student Demographics:****99%** Black, non-Hispanic**1%** Multiracial**2016 PARCC Scores:**

Math 3% ELA 10%

*(% met or exceeded expectations)***Charter Performance Tier:****3** MS – **34.7%** **2** HS – **41.0%****Specialized Programs:**

Interscholastic Sports

Metro/Bus Service: A2, A6, A8, W4 Congress Heights

PCS

Thurgood Marshall Academy PCS

2427 Martin Luther King Jr. Ave. SE
Ward 8
202-563-6862 | www.thurgoodmarshall-academy.org

Grades Served: 9-12 (Accepting 9-11)

School Hours:

MWRF: 8:45 a.m.–3:30 p.m.
T: 8:45 a.m.–4:00 p.m.

School Uniform: Required

SY 2015-16 Enrollment: 387

Student Demographics:

100% Black, non-Hispanic
<1% Hispanic/Latino

2016 PARCC Scores:

Math 29% ELA 47%
(% met or exceeded expectations)

Charter Performance Tier:


1 70.6%

Specialized Programs:

Interscholastic Sports

Metro/Bus Service:

 90, A9, A42, A46, A48, B2, P6, U2,
W2, W3, W8

 Anacostia

PCS

Washington Latin PCS – Upper School

5200 2nd St. NW | Ward 4
202-223-1111 | www.latinpcs.org

Grades Served: 9-12 (Accepting 9)

School Hours:

8:10 a.m.–3:15 p.m.

School Uniform: Required

SY 2015-16 Enrollment: 321

Student Demographics:

55% Black, non-Hispanic
12% Hispanic/Latino
27% White, non-Hispanic
3% Asian
<1% Native American/Alaska Native
1% Multiracial

2016 PARCC Scores:

Math 26% ELA 52%
(% met or exceeded expectations)


Charter Performance Tier:


1 80.5%

Specialized Programs:

Interscholastic Sports

Metro/Bus Service:

 60, 62, 63, 64, E2, E4, S1, S2, S4

 Fort Totten

PCS

Washington Leadership Academy PCS

3015 4th St. NE | Ward 5
240-580-3371

www.washingtonleadershipacademy.org

Grades Served: 9-10 (Accepting all)

School Hours:

8:30 a.m.–5:00 p.m.

School Uniform: Required

SY 2015-16 Enrollment:

School opened in 2016

Student Demographics:

School opened in 2016

2016 PARCC Scores:

School opened in 2016


Charter Performance Tier:

School opened in 2016

Specialized Programs:

Interscholastic Sports

Metro/Bus Service:

 D8, G8, 80, H1, H2, H3, H4

 Brookland–CUA, Rhode Island Ave

PCS

Washington Mathematics Science Technology PCHS

1920 Bladensburg Rd. NE | Ward 5
202-636-8011 | www.wmstpchs.org

Grades Served: 9-12 (Accepting all)

School Hours:

8:30 a.m.–3:30 p.m.

School Uniform: Required

SY 2015-16 Enrollment: 310

Student Demographics:

99% Black, non-Hispanic

1% Hispanic/Latino

1% White, non-Hispanic

2016 PARCC Scores:

Math 6% ELA 7%

(% met or exceeded expectations)

Charter Performance Tier:

2 43.8%

Specialized Programs:

International Baccalaureate,
Interscholastic Sports

Metro/Bus Service:

 B2

DCPS

Wilson High School

3950 Chesapeake St. NW | Ward 3
202-282-0120 | www.wilsonhs.org

Grades Served: 9-12 (Accepting all)

School Hours:

8:45 a.m.–3:15 p.m.

School Uniform: Not required

SY 2015-16 Enrollment: 1791

Student Demographics:

39% Black, non-Hispanic
22% Hispanic/Latino
27% White, non-Hispanic
6% Asian
<1% Native American/Alaska Native
<1% Native Hawaiian/Pacific Islander
4% Multiracial


2016 PARCC Scores:


Math 18% ELA 21%
(% met or exceeded expectations)

Specialized Programs:

Interscholastic Sports

Metro/Bus Service:

 31, 33, 96, 30N, 30S, H2, H3, H4, M4,
N2, W45, W47

 Tenleytown

DCPS

Woodson High School

540 55th St. NE | Ward 7
202-939-2030 | profiles.dcps.dc.gov/H.D.+Woodson+High+School

Grades Served: 9-12 (Accepting all)

School Hours:

8:45 a.m.–3:15 p.m.

School Uniform: Required

SY 2015-16 Enrollment: 660

Student Demographics:

99% Black, non-Hispanic
1% Hispanic/Latino
<1% Native American/Alaska Native
<1% Native Hawaiian/Pacific Islander
<1% Multiracial

2016 PARCC Scores:

Math 1% ELA 4%
(% met or exceeded expectations)

Specialized Programs:

Interscholastic Sports

Metro/Bus Service:

 96, 97, U8, W4, X9



SCHOOLS NOT PARTICIPATING IN MY SCHOOL DC FOR SCHOOL YEAR 2017-18

Private, parochial, alternative, and adult schools do not participate in My School DC. There are also a few public charter schools that serve grades PK3-12 that do not participate.

The PK3-12 public charter schools not participating in My School DC for school year 2017-18 are:

- Kingsman Academy PCS
- Latin American Montessori Bilingual PCS
- Mary McLeod Bethune PCS
- Maya Angelou PCS - Evans High School
- Monument Academy PCS
- St. Coletta Special Education PCS

If you'd like more information about these schools, please contact each school directly.

HELPFUL DATA SOURCES

Looking for additional data on the lottery or a particular school? Visit these sources to help inform your school search.

My School DC: MySchoolDC.org

Data published on MySchoolDC.org is intended to inform families and support data driven decisions. Here you will find year-over-year lottery data, including seats made available in the lottery and historical waitlist movement broken down by school and grade.

LearnDC: LearnDC.org

LearnDC is a one-stop source for resources and information about education that create opportunities for DC kids in college, careers and life. The school profiles on the site include a school's report card and other data points like attendance, discipline, and median growth percentile. LearnDC is managed by the Office of the State Superintendent of Education (OSSE). You will find a link to each school's LearnDC profile in their My School DC profile on MySchoolDC.org.

Equity Reports

Equity Reports are a complement to the School Report Cards published by the Office of the State Superintendent of Education (OSSE), DCPS' School Scorecards, and DCPCSB's School Quality Reports. They are meant to make schools, parents and the larger community aware of metrics related to equity that exist across DC schools. Equity, when used in education, refers to all students receiving the same caliber of education regardless of the neighborhood they live in or their demographic characteristics, such as their race, ethnicity, special education status or other factors. You will find a link to each school's equity report in their My School DC profile on MySchoolDC.org.

Photos courtesy of and used with permission of the DC Public Charter School Board and DC Public Schools.

NOTES

NOTES

SCHOOL YEAR 2017-18



MY SCHOOL DC

Learn • Apply • Enroll

MySchoolDC.org



My School DC Hotline: 202-888-6336
info.myschooldc@dc.gov