



Which school will your child call **MY SCHOOL?**



2018-19



**MY SCHOOL DC**

The Public School Lottery

[MySchoolDC.org](http://MySchoolDC.org)

# SCHOOL DIRECTORY

## HELPFUL CONTACTS

### **My School DC**

[www.MySchoolDC.org](http://www.MySchoolDC.org)

202-888-6336

[info.myschooldc@dc.gov](mailto:info.myschooldc@dc.gov)



### **DCPS Enrollment Team**

[www.dcps.dc.gov/enroll](http://www.dcps.dc.gov/enroll)

202-478-5738

[enroll@dc.gov](mailto:enroll@dc.gov)



### **DC Public Charter School Board**

[www.dcpccb.org](http://www.dcpccb.org)

202-328-2660

[dcpccpublic@dcpccb.org](mailto:dcpccpublic@dcpccb.org)



### **Office of the State Superintendent of Education**

[www.osse.dc.gov](http://www.osse.dc.gov)

202-727-6436

[osse@dc.gov](mailto:osse@dc.gov)



# TABLE OF CONTENTS

About the My School DC Application and Lottery . . . . . 2

Key Dates . . . . . 4

How to Apply . . . . . 5

About DCPS and DC Public Charter Schools . . . . . 7

DCPS Selective High Schools: Admissions Process and Requirements . . . . . 8

Special Education, English Learners, and Education of Homeless Youth . . . . . 10

Understanding the School Profiles . . . . . 12

Index: Schools by Ward . . . . . 14

School Profiles: PK3–8 . . . . . 23

School Profiles: 9–12 . . . . . 121

School Feeder Patterns . . . . . 140

Schools not participating in My School DC in SY18-19 . . . . . 144

Helpful Data Sources . . . . . 145



## ABOUT THE MY SCHOOL DC APPLICATION AND LOTTERY

DC residents have many public school options. My School DC, in partnership with District of Columbia Public Schools (DCPS) and the majority of DC public charter schools, makes it easier for families to take advantage of these choices.

Visit **MySchoolDC.org** to learn more, search for schools, and apply to schools.

### The My School DC lottery application

The My School DC lottery application is a single online application you must use to apply to attend a:

- Participating public charter school (PK3–12)
- DCPS school outside your boundary or feeder pattern (PK3–12), including DCPS citywide schools
- PK3 or PK4 program at any DCPS school (including your in-boundary school)
- DCPS selective high school (9–12)

You do **not** need to submit an application if your child will:

- Remain in his or her current school (Contact your school to re-enroll)
- Attend his or her DCPS in-boundary or feeder school (K–12)

Participating schools will only accept the My School DC lottery application, available at [MySchoolDC.org](https://myschooldc.org). Each student can apply to up to 12 schools. On each student's application, a family lists their selected schools in their preferred order — their 1st choice, 2nd choice, 3rd choice, and so on. Parents should only select schools they want their child to attend.

## The My School DC common lottery

The My School DC common lottery is a single, random lottery that determines placement for new students at all participating schools. Student-school matches are based on the number of spaces available at each school, sibling and other lottery preferences, and each student's random lottery number. (Through the My School DC common lottery, the six DCPS selective high schools prioritize students based on specific criteria.)

### Have questions? Need assistance completing the application?

**My School DC Hotline: 202-888-6336**

**Email: [info.myschooldc@dc.gov](mailto:info.myschooldc@dc.gov)**

**Website: [MySchoolDC.org](https://myschooldc.org)**

Non-English speakers should call the My School DC Hotline at 202-888-6336. A representative will work with a telephonic interpretation service to assist the caller in their language. Most languages are available through this service.

Students are asked to rank their schools choices in the order they like them. Students will be matched with **no more than one school** and are waitlisted at schools they ranked higher than the school where they are matched or enrolled.

## Why have a common lottery?

The common lottery is designed to:

- Simplify the process for families.
- Match students with the schools they want most.
- Maximize the number of students who are matched with a school they choose. No student will be offered more than one space, so more students will be matched with schools.

## KEY DATES



**December 9, 2017**

EdFEST - the annual public school fair



**December 11, 2017**

My School DC lottery application opens

**February 1, 2018**

Application deadline for grades 9–12\*

**March 1, 2018**

Application deadline for grades PK3–8

**March 30, 2018**

Lottery results released



**May 1, 2018**

Deadline to accept a space if your child was matched to a school through the lottery\*\*

Families who miss the lottery application deadlines can apply to schools using the My School DC post-lottery application beginning on February 2 for grades 9-12, and March 2 for all grades. However, your best chance of getting a space at one of your schools of choice is to apply by the application deadline listed above. Please visit [MySchoolDC.org](http://MySchoolDC.org) for additional information.

\* Most selective high schools have additional deadlines for entrance exams, interviews, or auditions. Call the My School DC Hotline at 202-888-6336 for more information.

\*\* To accept your child's space, you must submit a My School DC seat acceptance form, provide any additional documentation required by the school, and prove DC residency in person, at the school. For more information about enrollment requirements, visit [MySchoolDC.org](http://MySchoolDC.org).

## HOW TO APPLY



### **LEARN about your public school options at MySchoolDC.org.**

- Use the School Finder to search by address and find DCPS and public charter schools near you, including your DCPS in-boundary schools.
- Check out the My School DC school profiles to learn about participating schools and view their open house schedules.
- Visit schools or call schools directly if you have questions about their programs.
- Talk with your neighbors or friends who attend the schools you are interested in and attend school fairs.



### **APPLY by the deadline at MySchoolDC.org:**

**February 1, 2018 (grades 9-12)**

**March 1, 2018 (grades PK3-8)**

- First, create a My School DC family account at MySchoolDC.org. Complete a My School DC lottery application for each sibling applying to a new school within that one account. You will need to provide an email address or create a username and set a password.
- Next, start a My School DC Lottery Application. You need the following information to complete a My School DC application: your child's student ID number; your child's date of birth; the guardian's contact information, including home address; and the list of schools that you want your child to attend.
- If applying to a DCPS selective high school, the student will be asked to provide additional information. See page 8 or visit MySchoolDC.org to learn more.
- Review your choices to ensure they are listed in the order you like them — your 1st choice, 2nd choice, 3rd choice, and so on — and submit your application. You have until the date of the application deadline to make any edits on your application and until March 15 to update your school rankings.



### **ENROLL by May 1, 2018.**

- Lottery results will be released on March 30, 2018. Log in to your family account at [MySchoolDC.org](http://MySchoolDC.org) to see your lottery results and positions on waitlists. Results will be emailed to you if you provide an email address on your application.
- If you were matched with a school through the lottery, you have until May 1, 2018 to enroll at that school. A parent or guardian must enroll each child, in person, at the matched school. Enrolling at your matched school does not remove you from other schools' waitlists.
- To enroll, you must: prove that you are a DC resident, follow your school's additional enrollment requirements, and submit a My School DC seat acceptance form. Families that do not enroll by the deadline may lose their space at the school.
- Visit [MySchoolDC.org](http://MySchoolDC.org) for information on understanding your lottery results and on how waitlists work.

Students must be three years old by September 30 to qualify for PK3 programs, four years old by September 30 to qualify for PK4 programs, and five years old by September 30 to qualify for kindergarten.



## ABOUT DCPS AND DC PUBLIC CHARTER SCHOOLS



DISTRICT OF COLUMBIA  
PUBLIC SCHOOLS

### DCPS SCHOOLS

District of Columbia Public Schools (DCPS) is the local public school system of Washington, DC. All DCPS schools are free to DC residents. Every K–12 student who lives in Washington, DC, has at least one right-to-attend DCPS school — a school where he or she can enroll at any time. A right-to-attend school is determined by a family's address and the feeder pattern of the student's current school. Students do not need to apply to their right-to-attend school(s) for grades K–12. Students can complete a My School DC application to request space at other DCPS schools. Families of all new PK3 and PK4 students must complete a My School DC application and enter the lottery even if they want to attend their in-boundary DCPS school. Families must also complete a My School DC application for DCPS out-of-boundary, citywide, and selective schools.



DC  
PUBLIC  
CHARTER  
SCHOOL  
BOARD

### DC PUBLIC CHARTER SCHOOLS

DC public charter schools are public, tuition-free, open to all students, and they do not have selective entrance requirements. They offer District families a wide variety of educational choices. Public charter schools are independent from DCPS (the local public school system). The DC Public Charter School Board (DCPCSB) provides oversight to, but does not manage, any public charter school. DCPCSB uses a tiering system to rate a public charter school's academic performance, and places each public charter school in one of three performance tiers: Tier 1 (High Performing), Tier 2 (Mid Performing), and Tier 3 (Low Performing). Students complete a My School DC application to request space at a participating public charter schools for grades PK3-12.



## DCPS SELECTIVE HIGH SCHOOLS: ADMISSIONS PROCESS AND REQUIREMENTS

A DCPS selective high school is a high school with no boundary. DCPS has six selective high schools that admit students based on specific admissions requirements and selection criteria. Anyone can apply to these schools, but only students who meet the school's requirements will be eligible to attend that school. The selective high schools, all grades 9–12, are:

- Benjamin Banneker High School
- Columbia Heights Education Campus (CHEC) — CHEC serves grades 6–12. Only grades 9–12 are part of the selective high school.
- Duke Ellington School of the Arts
- McKinley Technology High School
- Phelps Architecture, Construction and Engineering High School
- School Without Walls High School

All DCPS selective high schools require recent grades, and all but School Without Walls require standardized test scores be uploaded to a student's My School DC application. Students applying to a DCPS selective high school must complete an additional section of the My School DC application. The additional section is different for each school because each school has its own requirements. See the chart for more information.

	MINIMUM GPA/ STANDARDIZED TEST SCORES	ESSAY**	ADMISSIONS PROCESS	RECOMMENDATIONS
<b>Banneker</b> (9th-10th)	Minimum 3.0 GPA. Score of "met" or "exceeded expectations" in both math and reading on any standardized test.	Yes	Application review; Family interview	English teacher; Math teacher; Counselor; Principal
<b>CHEC</b> (9th-12th)	None	No*	Application review; Individual interview	English teacher; Math teacher; Counselor
<b>Ellington</b> (9th-12th)	None	Yes	Application review; Audition; Admissions test; Family interview	English teacher; Math teacher; Art teacher (or other)
<b>McKinley</b> (9th-11th)	Minimum 2.75 GPA in 4 core classes (English, Math, Science, Social Studies); 3.0 preferred. Score of "met" or "exceeded expectations" in both math and reading on any standardized test.	Yes	Application review; Interview	English teacher; Math teacher; Counselor
<b>Phelps</b> (9th-11th)	Minimum 2.4 GPA. Score of "met" or "exceeded" expectations in both Math and Reading on any standardized test. Attendance rate of 95% or higher.	Yes	Application review; Family interview	English teacher; Math teacher
<b>School Without Walls</b> (9th-12th)	Minimum 3.0 GPA in core subjects.	No	Application review; Admissions test; Student/Parent interview	None

\* A student interest survey is required

\*\* Essay questions and requirements can be found at [MySchoolDC.org](http://MySchoolDC.org)

Additional admissions activities, as well as recommendations, cannot be completed until the application has been submitted.

## SPECIAL EDUCATION

Public schools do not discriminate based on the special education needs of students. Students who are eligible for special education services can apply to any DCPS or public charter school. The My School DC application does not ask if an applicant has an Individualized Education Program (IEP) or any other questions about special education.

The DC Office of the State Superintendent of Education (OSSE) is responsible for ensuring that students with disabilities are identified and receive a free and appropriate public education if they are found eligible for special education services. Along with providing training or technical assistance to a school, OSSE focuses on developing policy and monitors for compliance regarding the Individuals with Disabilities Education Act (IDEA).

If you want to learn more about your rights as a parent of a child receiving special education services, need resources about special education, or if you have a concern or complaint and you want to discuss options, please contact OSSE at 202-727-6436 or at [osse@dc.gov](mailto:osse@dc.gov).

## ENGLISH LEARNERS (ELs), IMMIGRANT STUDENTS, AND THEIR FAMILIES

As a parent, you and your child are protected by law and have equal rights to a free, high-quality public elementary and secondary education, regardless of your income, ability to speak English, national origin, or immigration status. The My School DC application does not ask any questions about a student's English proficiency level or legal status. Schools may request enrollment-related documents; however, they may not ask for any document or information related to your immigration status or the immigration status of your children. In addition, all parents have the right to request an interpreter to assist them in filling out forms or in any communication with teachers, counselors, and other school personnel.

If you want to learn more about your rights and the rights of your children when enrolling in public school, you may contact OSSE for additional information at 202-727-6436 or at [osse@dc.gov](mailto:osse@dc.gov).

## EDUCATION OF HOMELESS CHILDREN AND YOUTH PROGRAM

### McKinney-Vento

According to the McKinney-Vento Homeless Assistance Act, each state education agency (SEA) shall ensure that a child of an individual who is experiencing homelessness and each homeless youth have equal access to the same free and appropriate public education, including a public preschool education, as provided to other children and youths. OSSE is the SEA for the District of Columbia and works closely with local education agencies to ensure that educational opportunities are provided to students experiencing homelessness. Each school has a homeless liaison that can assist any student or parent experiencing homelessness with educational services and resources (e.g., transportation assistance, uniforms and health services). Homeless liaisons will also assist homeless students and parents in addressing residency concerns, ensuring immediate enrollment and other supports.

To learn more about McKinney-Vento or to find out who the homeless liaison is at your school, please visit [OSSE.dc.gov](http://OSSE.dc.gov). You may also contact OSSE for additional information at 202-727-6436 or at [transitory.services@dc.gov](mailto:transitory.services@dc.gov).



UNDERSTANDING THE SCHOOL PROFILES

1

PCS

Elementary/Middle School Example

123 Sample Street | Ward A

202.555.5555 | www.exampleschool.com

Grades Served: 5–8 (Accepting all)

School Hours: 8:10 a.m.–3:15 p.m.  
After care available

School Uniform: Required

SY 2016-17 Enrollment: 362

Student Demographics: 36% Black, non-Hispanic  
9% Hispanic/Latino  
47% White, non-Hispanic  
5% Asian

2017 PARCC Scores: Math 53% ELA 70%  
(% met or exceeded expectations)

Charter Performance Tier: 2017 2016  
1 90.2% 1 89.4%

Specialized Programs: Montessori

Metro/Bus Service: BUS ROUTE  
METRO STATION

1

DCPS

High School Example

456 Sample Street | Ward B

202.555.5555 | www.exampleschool.com

Grades Served: 6-10 (Accepting 6-9)

School Hours: 8:30 a.m.–4:00 p.m.

School Uniform: Not Required

SY 2016-17 Enrollment: 104

Student Demographics: 44% Black, non-Hispanic  
3% Hispanic/Latino  
42% White, non-Hispanic  
2% Asian  
<1% Native American/Alaska Native  
<1% Native Hawaiian/Pacific Islander  
1% Multiracial

2017 PARCC Scores: Math 40% ELA 42%  
(% met or exceeded expectations)

Specialized Programs: Interscholastic Sports

Metro/Bus Service: BUS ROUTE  
METRO STATION

Note: This is one of six DCPS high schools that have specific admissions requirements and selection criteria.

**1** Indicates whether the school is a public charter school (PCS) or a DCPS school (DCPS).

**2** Name of school.

**3** School address, phone number, and website.

**4** Indicates all grades the school serves. (Note: schools may not be accepting new students in every grade they serve. Please contact schools directly for information about openings in each grade or visit [MySchoolDC.org](http://MySchoolDC.org).)

**5** Indicates the school's hours of operation and whether the school provides before or after care. Cost, hours of operation, and space availability vary; please contact schools directly for more information.

**6** Indicates whether the school requires a uniform; please contact the school directly regarding cost.

**7** This section shows the school's total enrollment for the 2016-17 school year.

**8** This section provides the demographics of the school's student population for school year 2016-17. Profiles for schools that opened this school year do not include this information. Percentages may not total 100 percent due to rounding.

**9** The Partnership for Assessment of Readiness for College and Careers (PARCC) is the test used to measure student performance in grades 3-8 and grade 10 in the District. The test has five performance levels: exceeded expectations, met expectations, approached expectations, partially met expectations, and did not meet expectations. This profile shows the percentage of students at the school who scored in the top two levels (met and exceeded expectations) for school year 2016-17.

**10** Each year, the DC Public Charter School Board (DCPCSB) produces school quality reports for each public charter school it provides oversight. This report is based on factors such as student academic progress, test scores, and attendance. The report places schools in one of three performance tiers: Tier 1 (High Performing) score 65.0 to 100 percent and meet high standards of performance; Tier 2 (Mid Performing) score 35.0 to 64.9 percent and fall short of high performance standards but meet minimum overall performance standards; and Tier 3 (Low Performing) score 0 to 34.9 percent and fall significantly short of high performance standards, showing inadequate performance. This profile shows the tier rating for school years 2016-17 and 2015-16. Learn more at [dcpcsb.org](http://dcpcsb.org).

**Note:** schools in their first year or educating only pre-kindergarten students do not receive a school quality tier.

**11** The specialized programs section indicates which, if any, of 15 specialized programs the school offers. The programs are Advanced Placement, Arts Integration, Blended Learning, Career and Technical Education, Dual College Enrollment, Dual Language/Immersion, Extended Day, Extended Year, International Baccalaureate (IB), Interscholastic Sports, JROTC, Montessori Program, Online Learning, Single Gender Campus, and STEM Focus.

**12** This section shows the closest public transportation to the school.

**13** This section explains any additional features of the school, such as special programs that must be applied to or information about the six DCPS selective high schools. The selective high schools, for example, admit students based on specific criteria and eligibility requirements. See page 8 for more information about DCPS selective high schools.

# INDEX: SCHOOLS BY WARD

## WARD 1

1. AppleTree Early Learning PCS – Columbia Heights   PK3–PK4 . . . . .	26
2. Bancroft Elementary School   PK3–5 . . . . .	29
3. Benjamin Banneker High School   9–12 . . . . .	123
4. Bruce-Monroe Elementary School @ Park View   PK3–5 . . . . .	34
5. Cardozo Education Campus   6–12 . . . . .	38
6. Cardozo Education Campus   6–12 . . . . .	124
7. Cesar Chavez PCS for Public Policy – Chavez Prep   6–9 . . . . .	42
8. Cesar Chavez PCS for Public Policy – Chavez Prep   6–9 . . . . .	125
9. Cleveland Elementary School   PK3–5 . . . . .	43
10. Columbia Heights Education Campus 6–8 (CHEC)   6–8 . . . . .	44
11. Columbia Heights Education Campus 9–12 (CHEC)   9–12 . . . . .	126
12. E.L. Haynes PCS – Middle School   5–8 . . . . .	52
13. H.D. Cooke Elementary School   PK3–5 . . . . .	62
14. Howard University Middle School of Mathematics and Science PCS   6–8 . . . . .	67
15. Marie Reed Elementary School   PK3–5 . . . . .	87
16. Meridian Public Charter School – Elementary School   PK3–6 . . . . .	89
17. Meridian Public Charter School – Middle School   7–8 . . . . .	89
18. Tubman Elementary School   PK3–5 . . . . .	112

## WARD 2

1. BASIS DC PCS   5–12 . . . . .	30
2. BASIS DC PCS   5–12 . . . . .	123
3. Duke Ellington School of the Arts   9–12 . . . . .	128
4. Garrison Elementary School   PK3–5 . . . . .	62
5. Hardy Middle School   6–8 . . . . .	63
6. Hyde-Addison Elementary School   PK3–5 . . . . .	67
7. Ross Elementary School   PK3–5 . . . . .	101
8. School Without Walls @ Francis-Stevens   PK3–8 . . . . .	102



*Ward 2 (continued)*

9. School Without Walls High School   9–12 .....	135
10. Thomson Elementary School   PK3–5.....	111

**WARD 3**

1. Deal Middle School   6–8.....	48
2. Eaton Elementary School   PK4–5 .....	54
3. Hearst Elementary School   PK4–5.....	64
4. Janney Elementary School   PK4–5 .....	70
5. Key Elementary School   PK4–5 .....	72
6. Mann Elementary School   PK4–5.....	87
7. Murch Elementary School   PK4–5 .....	91
8. Oyster-Adams Bilingual School   PK4–8.....	94
9. Stoddert Elementary School   PK4–5 .....	108
10. Wilson High School   9–12 .....	139

**WARD 4**

1. Barnard Elementary School   PK3–5.....	29
2. Breakthrough Montessori PCS   PK3–1 .....	31
3. Brightwood Education Campus   PK3–8 .....	32
4. Capital City PCS – High School   9–12.....	124
5. Capital City PCS – Lower School   PK3–4.....	36
6. Capital City PCS – Middle School   5–8 .....	37
7. Center City PCS – Brightwood   PK3–8 .....	39
8. Center City PCS – Petworth   PK3–8.....	40
9. Coolidge High School   9–12 .....	127
10. District of Columbia International School   6–11 .....	50
11. District of Columbia International School   6–11 .....	127
12. Dorothy I. Height Elementary School   PK3–5 .....	50
13. E.L. Haynes PCS – Elementary School   PK3–4.....	51
14. E.L. Haynes PCS – High School   9–12.....	129
15. Hope Community PCS – Lamond   PK3–5 .....	65

Ward 4 (continued)

16. Ideal Academy PCS   PK3–8 . . . . .	68
17. Lafayette Elementary School   PK4–5 . . . . .	82
18. LaSalle-Backus Education Campus   PK3–8 . . . . .	84
19. MacFarland Middle School   6–8 . . . . .	86
20. Paul PCS – International High School   9–12 . . . . .	133
21. Paul PCS – Middle School   6–8 . . . . .	95
22. Powell Elementary School   PK3–5 . . . . .	97
23. Raymond Education Campus   PK3–5, 7, 8 . . . . .	98
24. Roosevelt High School   9–12 . . . . .	135
25. Roots PCS   PK3–5 . . . . .	101
26. Sela PCS   PK3–5 . . . . .	104
27. Shepherd Elementary School   PK3–5 . . . . .	105
28. Takoma Education Campus   PK3–8 . . . . .	109
29. Truesdell Education Campus   PK3–5, 7, 8 . . . . .	111
30. Washington Latin PCS – Middle School   5–8 . . . . .	116
31. Washington Latin PCS – Upper School   9–12 . . . . .	137
32. West Education Campus   PK3–5, 7, 8 . . . . .	117
33. Whittier Education Campus   PK3–8 . . . . .	118

**WARD 5**

1. Bridges PCS   PK3–5 . . . . .	32
2. Brookland Middle School   6–8 . . . . .	33
3. Browne Education Campus   PK3–8 . . . . .	33
4. Bunker Hill Elementary School   PK3–5 . . . . .	34
5. Burroughs Elementary School   PK3–5 . . . . .	35
6. Center City PCS – Trinidad   PK3–8 . . . . .	41
7. City Arts and Prep PCS   PK3–8 . . . . .	43
8. Creative Minds International PCS   PK3–8 . . . . .	44
9. DC Bilingual PCS   PK3–5 . . . . .	45
10. DC Prep PCS – Edgewood Elementary   PK3–3 . . . . .	47
11. DC Prep PCS – Edgewood Middle   4–8 . . . . .	47
12. Dunbar High School   9–12 . . . . .	128

*Ward 5 (continued)*

13. Elsie Whitlow Stokes Community Freedom PCS – Brookland   PK3–5. . .	55
14. Friendship PCS – Armstrong Elementary   PK3–5 . . . . .	56
15. Friendship PCS – Woodridge Elementary   PK3–3. . . . .	60
16. Friendship PCS – Woodridge Middle   4–8 . . . . .	61
17. Harmony DC PCS – School of Excellence   K–5. . . . .	63
18. Hope Community PCS – Tolson   PK3–8 . . . . .	66
19. Inspired Teaching Demonstration PCS   PK3–8 . . . . .	69
20. KIPP DC – College Preparatory PCS   9–12 . . . . .	131
21. KIPP DC – Connect Academy PCS   PK3–K . . . . .	75
22. KIPP DC – Northeast Academy PCS   5–8 . . . . .	79
23. KIPP DC – Spring Academy PCS   1–4. . . . .	80
24. Langdon Elementary School   PK3–5 . . . . .	83
25. Langley Elementary School   PK3–5 . . . . .	83
26. Lee Montessori PCS   PK3–5 . . . . .	85
27. McKinley Middle School   6–8 . . . . .	88
28. McKinley Technology High School   9–12 . . . . .	132
29. Mundo Verde Bilingual PCS   PK3–5 . . . . .	91
30. Noyes Elementary School   PK3–5 . . . . .	93
31. Perry Street Preparatory PCS   PK3–8. . . . .	96
32. Phelps Architecture, Construction, and Engineering High School   9–12 . . . . .	133
33. Shining Stars Montessori Academy PCS   PK3–6 . . . . .	105
34. The Children’s Guild DC Public Charter School   K–8 . . . . .	110
35. Two Rivers PCS at Young   PK3–4. . . . .	113
36. Washington Leadership Academy PCS   9–11 . . . . .	138
37. Washington Mathematics Science Technology PCHS   9–12 . . . . .	138
38. Washington Yu Ying PCS   PK3–5. . . . .	116
39. Wheatley Education Campus   PK3–8 . . . . .	118

**WARD 6**

1. Amidon-Bowen Elementary School   PK3–5. . . . .	25
2. AppleTree Early Learning PCS – Lincoln Park   PK3–PK4. . . . .	27

Ward 6 (continued)

3. AppleTree Early Learning PCS – Southwest   PK3–PK4 .....	28
4. Brent Elementary School   PK3–5 .....	31
5. Capitol Hill Montessori @ Logan   PK3–8 .....	37
6. Center City PCS – Capitol Hill   PK3–8 .....	39
7. Center City PCS – Shaw   PK4–8 .....	41
8. Cesar Chavez PCS for Public Policy – Capitol Hill   9–12 .....	125
9. Eagle Academy PCS – Capitol Riverfront   PK3–3 .....	52
10. Eastern High School   9–12 .....	129
11. Eliot-Hine Middle School   6–8 .....	54
12. Friendship PCS – Chamberlain Elementary   PK3–3 .....	58
13. Friendship PCS – Chamberlain Middle   4–8 .....	58
14. J.O. Wilson Elementary School   PK3–5 .....	69
15. Jefferson Middle School Academy   6–8 .....	70
16. Kingsman Academy PCS   6–12 .....	74
17. KIPP DC – Grow Academy PCS   PK3–K .....	76
18. KIPP DC – Lead Academy PCS   1–4 .....	78
19. KIPP DC – WILL Academy PCS   5–8 .....	81
20. Ludlow-Taylor Elementary School   PK3–5 .....	85
21. Maury Elementary School   PK3–5 .....	88
22. Miner Elementary School   PK3–5 .....	90
23. Payne Elementary School   PK3–5 .....	95
24. Peabody Elementary School   PK3–K .....	96
25. Richard Wright PCS for Journalism and Media Arts   8–12 .....	99
26. Richard Wright PCS for Journalism and Media Arts   8–12 .....	134
27. School-Within-School @ Goding   PK3–5 .....	103
28. Seaton Elementary School   PK3–5 .....	103
29. Stuart-Hobson Middle School   6–8 .....	109
30. Two Rivers PCS at 4th Street   PK3–8 .....	113
31. Tyler Elementary School   PK3–5 .....	114
32. Van Ness Elementary School   PK3–3 .....	114

*Ward 6 (continued)*

33. Walker-Jones Education Campus   PK3–8 . . . . .	115
34. Washington Global Public Charter School   6–8. . . . .	115
35. Watkins Elementary School   1–5 . . . . .	117

**WARD 7**

1. Aiton Elementary School   PK3–5. . . . .	25
2. AppleTree Early Learning PCS – Oklahoma Ave   PK3–PK4. . . . .	27
3. Beers Elementary School   PK3–5. . . . .	30
4. Burrville Elementary School   PK3–5. . . . .	35
5. C.W. Harris Elementary School   PK3–5 . . . . .	36
6. Cesar Chavez PCS for Public Policy – Parkside High School   9–12 . . . .	126
7. Cesar Chavez PCS for Public Policy – Parkside Middle School   6–8 . . . .	42
8. DC Prep PCS – Benning Elementary   PK3–3 . . . . .	46
9. DC Prep PCS – Benning Middle   4–8 . . . . .	46
10. DC Scholars PCS   PK3–8 . . . . .	48
11. Drew Elementary School   PK3–5 . . . . .	51
12. Friendship PCS – Blow-Pierce Elementary   PK3–3 . . . . .	57
13. Friendship PCS – Blow-Pierce Middle   4–8 . . . . .	57
14. Friendship PCS – Collegiate Academy   9–12 . . . . .	130
15. Houston Elementary School   PK3–5 . . . . .	66
16. IDEA PCS   9–12. . . . .	131
17. Kelly Miller Middle School   6–8. . . . .	71
18. Kimball Elementary School   PK3–5 . . . . .	73
19. KIPP DC – Arts & Technology Academy PCS   PK3–K . . . . .	75
20. KIPP DC – KEY Academy PCS   5–8 . . . . .	77
21. KIPP DC – LEAP Academy PCS   PK3–PK4. . . . .	78
22. KIPP DC – Promise Academy PCS   K–4. . . . .	79
23. KIPP DC – Quest Academy PCS   1–4 . . . . .	80
24. KIPP DC – Valor Academy PCS   5–8 . . . . .	81
25. Nalle Elementary School   PK3–5. . . . .	92
26. Plummer Elementary School   PK3–5 . . . . .	97

*Ward 7 (continued)*

27. Randle Highlands Elementary School   PK3–5 . . . . .	98
28. Rocketship Legacy Prep PCS   PK3–3. . . . .	100
29. Ron Brown College Preparatory High School   9–11 . . . . .	134
30. SEED Public Charter School of Washington DC   6–12 . . . . .	104
31. SEED Public Charter School of Washington DC   6–12 . . . . .	136
32. Smothers Elementary School   PK3–5 . . . . .	106
33. Sousa Middle School   6–8 . . . . .	107
34. Thomas Elementary School   PK3–5 . . . . .	110
35. Woodson High School   9–12 . . . . .	139

**WARD 8**

1. Achievement Prep PCS – Wahler Place Elementary   PK3–3 . . . . .	24
2. Achievement Prep PCS – Wahler Place Middle   4–8 . . . . .	24
3. Anacostia High School   9–12 . . . . .	122
4. AppleTree Early Learning PCS – Douglas Knoll (Southeast)   PK3–PK4 . . . . .	26
5. AppleTree Early Learning PCS – Parklands (Southeast)   PK3–PK4 . . . . .	28
6. Ballou High School   9–12 . . . . .	122
7. Cedar Tree Academy PCS   PK3–K . . . . .	38
8. Center City PCS – Congress Heights   PK3–8 . . . . .	40
9. DC Prep PCS – Anacostia Elementary   PK3–2 . . . . .	45
10. Democracy Prep Congress Heights PCS   PK3–8 . . . . .	49
11. Eagle Academy PCS – Congress Heights   PK3–3 . . . . .	53
12. Early Childhood Academy PCS   PK3–3 . . . . .	53
13. Excel Academy PCS   PK3–8 . . . . .	56
14. Friendship PCS – Southeast Elementary Academy   PK3–5 . . . . .	59
15. Friendship PCS – Technology Preparatory High School Academy   9–12 . . . . .	130
16. Friendship PCS – Technology Preparatory Middle Academy   6–8 . . . . .	60
17. Garfield Elementary School   PK3–5 . . . . .	61
18. Hart Middle School   6–8 . . . . .	64
19. Hendley Elementary School   PK3–5 . . . . .	65
20. Ingenuity Prep PCS   PK3–5 . . . . .	68

Ward 8 (continued)

21. Johnson Middle School   6–8 . . . . .	71
22. Ketcham Elementary School   PK3–5 . . . . .	72
23. King Elementary School   PK3–5 . . . . .	73
24. KIPP DC – AIM Academy PCS   5–8 . . . . .	74
25. KIPP DC – Discover Academy PCS   PK3–K . . . . .	76
26. KIPP DC – Heights Academy PCS   1–4 . . . . .	77
27. Kramer Middle School   6–8 . . . . .	82
28. Leckie Elementary School   PK3–8 . . . . .	84
29. Malcolm X Elementary School @ Green   PK3–5 . . . . .	86
30. Moten Elementary School   PK3–5 . . . . .	90
31. National Collegiate Preparatory Public Charter High School   9–12 . . .	132
32. Orr Elementary School   PK3–5 . . . . .	93
33. Patterson Elementary School   PK3–5 . . . . .	94
34. Rocketship Rise Academy PCS   PK3–4 . . . . .	100
35. Savoy Elementary School   PK3–5 . . . . .	102
36. Simon Elementary School   PK3–5 . . . . .	106
37. Somerset Preparatory Academy PCS   6–12 . . . . .	107
38. Somerset Preparatory Academy PCS   6–12 . . . . .	136
39. Stanton Elementary School   PK3–5 . . . . .	108
40. Thurgood Marshall Academy PCS   9–12 . . . . .	137
41. Turner Elementary School   PK3–5 . . . . .	112

**DISTRICT WIDE**

1. Friendship PCS – Online   K–8 . . . . .	59
--	----

**LOCATION TO BE DETERMINED**

1. Digital Pioneers Academy PCS   6 . . . . .	49
2. Elsie Whitlow Stokes Community Freedom PCS - East End   PK3-K . . . .	55
3. North Star College Preparatory Academy for Boys PCS   4 . . . . .	92
4. Rocketship DC PCS - Ward 5   PK3-2 . . . . .	99

*Please contact the schools for current information regarding school location.*





# School Profiles

## PK3-8



**March 1, 2018**

Application deadline  
for grades PK3-8

PCS

## Achievement Prep PCS – Wahler Place Elementary

908 Wahler Pl. SE | Ward 8  
202-562-1307 | [www.achievementprep.org](http://www.achievementprep.org)

**Grades Served:** PK3-3 (Accepting all)

### School Hours:

MTThF: 8:00 a.m.–4:15 p.m.  
W: 8:00 a.m.–1:30 p.m.  
*Before and after care available*

**School Uniform:** Required

**SY 2016-17 Enrollment:** 464

### Student Demographics:

**97%** Black, non-Hispanic  
**2%** Hispanic/Latino  
**1%** White, non-Hispanic  
**<1%** Multiracial



### 2017 PARCC Scores:

Math 20%      ELA 10%  
(% met or exceeded expectations)

### Charter Performance Tier:

2017	2016
<b>3</b> 32.3%	<b>3</b> 26.3%

### Metro/Bus Service:

 46, A6, A7, M8, M9, W2  
 Congress Heights

PCS

## Achievement Prep PCS – Wahler Place Middle

908 Wahler Pl. SE | Ward 8  
202-562-1214 | [www.achievementprep.org](http://www.achievementprep.org)

**Grades Served:** 4-8 (Accepting all)

### School Hours:

MTThF: 8:00 a.m.–4:15 p.m.  
W: 8:00 a.m.–1:30 p.m.  
*Before and after care available*

**School Uniform:** Required

**SY 2016-17 Enrollment:** 468

### Student Demographics:

**97%** Black, non-Hispanic  
**3%** Hispanic/Latino  
**<1%** Native American/Alaska Native

### 2017 PARCC Scores:

Math 10%      ELA 23%  
(% met or exceeded expectations)



### Charter Performance Tier:

2017	2016
<b>2</b> 37.1%	<b>2</b> 38.3%

### Specialized Programs:

Extended Day, Interscholastic Sports

### Metro/Bus Service:

 46, A6, A7, M8, M9, W2  
 Congress Heights

DCPS

## Aiton Elementary School

533 48th Pl. NE | Ward 7

202-671-6060 | [profiles.dcps.dc.gov/aiton](http://profiles.dcps.dc.gov/aiton)

**Grades Served:** PK3-5 (Accepting all)

### School Hours:

8:15 a.m.–3:15 p.m.

After care available

**School Uniform:** Required

**SY 2016-17 Enrollment:** 251

### Student Demographics:

100% Black, non-Hispanic

<1% Hispanic/Latino

### 2017 PARCC Scores:

Math 19%      ELA 12%

(% met or exceeded expectations)

### Metro/Bus Service:

 U5, U6, V2, V4, W4, X9

**Note:** This school offers Early Action guaranteed PK3 and PK4.

DCPS

## Amidon-Bowen Elementary School

401 I St. SW | Ward 6

202-724-4867

[profiles.dcps.dc.gov/Amidon](http://profiles.dcps.dc.gov/Amidon)

Bowen+Elementary+School

**Grades Served:** PK3-5 (Accepting all)

### School Hours:

8:30 a.m.–3:15 p.m.

After care available

**School Uniform:** Required

**SY 2016-17 Enrollment:** 350

### Student Demographics:

88% Black, non-Hispanic

4% Hispanic/Latino

5% White, non-Hispanic

2% Asian

1% Multiracial

### 2017 PARCC Scores:

Math 6%


ELA 10%


(% met or exceeded expectations)

### Specialized Programs:

Interscholastic Sports

### Metro/Bus Service:

 74, A9, P6, V1, W9

 Waterfront

**Note:** This school offers Early Action guaranteed PK3 and PK4.

PCS

## AppleTree Early Learning PCS – Columbia Heights

2750 14th St. NW | Ward 1

202-667-9490 | [www.appletreeinstitute.org](http://www.appletreeinstitute.org)

**Grades Served:** PK3-PK4 (Accepting all)

### School Hours:

9:00 a.m.–3:15 p.m.

*Before and after care available*

**School Uniform:** Required

**SY 2016-17 Enrollment:** 160

### Student Demographics:

**51%** Black, non-Hispanic

**31%** Hispanic/Latino

**16%** White, non-Hispanic

**1%** Asian

### 2017 PARCC Scores:

Students do not take PARCC  
before grade 3.

### Charter Performance Tier:


2017


**1** **68.6%**

2016

*School did not receive  
a performance tier.*

### Metro/Bus Service:

 52, 53, 54

 Columbia Heights

PCS

## AppleTree Early Learning PCS – Douglas Knoll (Southeast)

2017 Savannah Ter. SE | Ward 8

202-629-2545 | [www.appletreeinstitute.org](http://www.appletreeinstitute.org)

**Grades Served:** PK3-PK4 (Accepting all)

### School Hours:

9:00 a.m.–3:15 p.m.

*Before and after care available*

**School Uniform:** Required

**SY 2016-17 Enrollment:** 169

### Student Demographics:

**98%** Black, non-Hispanic

**2%** Hispanic/Latino

### 2017 PARCC Scores:

Students do not take PARCC  
before grade 3.

### Charter Performance Tier:

2017

**2** **56.1%**

2016

*School did not receive  
a performance tier.*

### Metro/Bus Service:

 W4

 Congress Heights; Southern Ave

PCS

## AppleTree Early Learning PCS – Lincoln Park

138 12th St. NE | Ward 6

202-621-6581 | [www.appletreeinstitute.org](http://www.appletreeinstitute.org)

**Grades Served:** PK3-PK4 (Accepting all)

### School Hours:

9:00 a.m.–3:15 p.m.

Before and after care available

**School Uniform:** Required

**SY 2016-17 Enrollment:** 60

### Student Demographics:

30% Black, non-Hispanic

7% Hispanic/Latino

50% White, non-Hispanic

10% Asian

3% Native American/Alaska Native

### 2017 PARCC Scores:

Students do not take PARCC before grade 3.

### Charter Performance Tier:


2017


**1** 75.8%

2016

School did not receive a performance tier.

### Metro/Bus Service:

 90, 92, 93

 Eastern Market

PCS

## AppleTree Early Learning PCS – Oklahoma Ave

330 21st St. NE | Ward 7

202-629-2179 | [www.appletreeinstitute.org](http://www.appletreeinstitute.org)

**Grades Served:** PK3-PK4 (Accepting all)

### School Hours:

9:00 a.m.–3:15 p.m.

Before and after care available

**School Uniform:** Required

**SY 2016-17 Enrollment:** 134

### Student Demographics:

96% Black, non-Hispanic

3% Hispanic/Latino

1% White, non-Hispanic

1% Asian

### 2017 PARCC Scores:

Students do not take PARCC before grade 3.

### Charter Performance Tier:

2017


**2** 60.5%

2016

School did not receive a performance tier.

### Metro/Bus Service:

 D6

 Stadium-Armory

PCS

## AppleTree Early Learning PCS – Parklands (Southeast)

2011 Savannah St. SE | Ward 8

202-506-1890 | [www.appletreeinstitute.org](http://www.appletreeinstitute.org)

**Grades Served:** PK3-PK4 (Accepting all)

### School Hours:

9:00 a.m.–3:15 p.m.

Before and after care available

**School Uniform:** Required

**SY 2016-17 Enrollment:** 169

### Student Demographics:

**98%** Black, non-Hispanic

**2%** Hispanic/Latino

### 2017 PARCC Scores:

Students do not take PARCC before grade 3.

### Charter Performance Tier:


2017

2016

**2** **56.1%**

School did not receive a performance tier.

### Metro/Bus Service:

 32, 94, W2, W3

 Congress Heights; Southern Ave

PCS

## AppleTree Early Learning PCS – Southwest

801 7th St. SW | Ward 6

202-646-0500 | [www.appletreeinstitute.org](http://www.appletreeinstitute.org)

**Grades Served:** PK3-PK4 (Accepting all)

### School Hours:

9:00 a.m.–3:15 p.m.

Before and after care available

**School Uniform:** Required

**SY 2016-17 Enrollment:** 108

### Student Demographics:

**84%** Black, non-Hispanic

**11%** Hispanic/Latino

**4%** White, non-Hispanic

**1%** Asian

### 2017 PARCC Scores:

Students do not take PARCC before grade 3.

### Charter Performance Tier:

2017


2016

**2** **58.8%**

School did not receive a performance tier.

### Metro/Bus Service:

 8, 9, P6, V7

 L'Enfant Plaza; Waterfront

DCPS

## Bancroft Elementary School

1755 Newton St. NW | Ward 1

202-673-7280

[www.bancroftelementary.org](http://www.bancroftelementary.org)

**Grades Served:** PK3-5 (Accepting all)

### School Hours:

8:45 a.m.–3:15 p.m.

After care available

**School Uniform:** Not Required

**SY 2016-17 Enrollment:** 530

### Student Demographics:

8% Black, non-Hispanic

68% Hispanic/Latino

17% White, non-Hispanic

6% Asian

<1% Native American/Alaska Native

<1% Native Hawaiian/Pacific Islander

1% Multiracial

### 2017 PARCC Scores:

Math 28%      ELA 27%

(% met or exceeded expectations)


### Specialized Programs:

Dual Language/Immersion,

Interscholastic Sports

### Metro/Bus Service:

 52, 53, 54, 60, 62, 63, 70, 79, D33, S1, S2, S4, S9, W45

 Columbia Heights

DCPS

## Barnard Elementary School

430 Decatur St. NW | Ward 4

202-576-1100 | [profiles.dcps.dc.gov/Barnard+Elementary+School](http://profiles.dcps.dc.gov/Barnard+Elementary+School)

Barnard+Elementary+School

**Grades Served:** PK3-5 (Accepting all)

### School Hours:

8:00 a.m.–3:15 p.m.

After care available

**School Uniform:** Required

**SY 2016-17 Enrollment:** 649

### Student Demographics:

47% Black, non-Hispanic

48% Hispanic/Latino

3% White, non-Hispanic

<1% Asian

<1% Native American/Alaska Native

<1% Native Hawaiian/Pacific Islander

1% Multiracial

### 2017 PARCC Scores:

Math 34%      ELA 42%

(% met or exceeded expectations)

### Specialized Programs:

Interscholastic Sports

### Metro/Bus Service:

 60, 62, 63, 64, 70, 79

PCS

## BASIS DC PCS

410 8th St. NW | Ward 2  
202-393-5437 | [www.basisdc.org](http://www.basisdc.org)

**Grades Served:** 5–12 (Accepting all)

### School Hours:

8:45 a.m.–4:00 p.m.  
Before and after care available

**School Uniform:** Not Required

**SY 2016-17 Enrollment:** 597

### Student Demographics:

36% Black, non-Hispanic  
9% Hispanic/Latino  
39% White, non-Hispanic  
8% Asian  
<1% Native Hawaiian/Pacific Islander  
8% Multiracial



### 2017 PARCC Scores:

Math 59% ELA 58%  
(% met or exceeded expectations)

### Charter Performance Tier:

2017	2016
<b>2</b> MS – <b>59%</b>	<b>1</b> MS – <b>74.3%</b>
<b>1</b> HS – <b>95.5%</b>	<b>1</b> HS – <b>94.8%</b>

### Metro/Bus Service:

 32, 36, 39, 54, 70, 74, 79, D3, D6  
 Archives; Gallery Place

DCPS

## Beers Elementary School

3600 Alabama Ave. SE | Ward 7  
202-939-4800  
[profiles.dcps.dc.gov/Beers+Elementary+School](http://profiles.dcps.dc.gov/Beers+Elementary+School)

**Grades Served:** PK3-5 (Accepting all)

### School Hours:

8:45 a.m.–3:15 p.m.  
After care available

**School Uniform:** Required

**SY 2016-17 Enrollment:** 464

### Student Demographics:

98% Black, non-Hispanic  
<1% Hispanic/Latino  
1% White, non-Hispanic  
<1% Native Hawaiian/Pacific Islander


### 2017 PARCC Scores:

Math 21% ELA 26%  
(% met or exceeded expectations)

### Specialized Programs:

Interscholastic Sports, STEM Focus

### Metro/Bus Service:

 30N, 30S, 32, 36, 39, D51, M6, S35,  
V5, W3, W4



PCS

## Breakthrough Montessori PCS

1244 Taylor St. NW | Ward 4  
202-407-7021  
[www.breakthroughmontessori.org](http://www.breakthroughmontessori.org)

**Grades Served:** PK3–1 (Accepting all)

### School Hours:

8:45 a.m.–3:45 p.m.  
Before and after care available

**School Uniform:** Not Required

**SY 2016-17 Enrollment:** 81

### Student Demographics:

38% Black, non-Hispanic  
10% Hispanic/Latino  
42% White, non-Hispanic  
9% Asian  
1% Multiracial

### 2017 PARCC Scores:

Students do not take PARCC before grade 3.

### Charter Performance Tier:

School did not receive a performance tier.

### Specialized Programs:

Montessori

DCPS

## Brent Elementary School

301 North Carolina Ave. SE | Ward 6  
202-698-3363 | [www.brentelementary.org](http://www.brentelementary.org)

**Grades Served:** PK3–5 (Accepting all)

### School Hours:

8:45 a.m.–3:15 p.m.  
Before and after care available

**School Uniform:** Required

**SY 2016-17 Enrollment:** 404



### Student Demographics:

17% Black, non-Hispanic  
7% Hispanic/Latino  
66% White, non-Hispanic  
3% Asian  
<1% Native American/Alaska Native  
<1% Native Hawaiian/Pacific Islander  
6% Multiracial

### 2017 PARCC Scores:

Math 61% ELA 64%  
(% met or exceeded expectations)

### Metro/Bus Service:

 30N, 30S, 32, 34, 36, 39, 90, 92, 97,  
DC Circulator  
 Capitol South

## Bridges PCS

100 Gallatin St. NE | Ward 5  
202-545-0515 | [www.bridgespcs.org](http://www.bridgespcs.org)

**Grades Served:** PK3–5 (*Accepting all*)

### School Hours:

MTWTh: 8:30 a.m.–3:30 p.m.  
F: 8:30 a.m.–1:00 p.m.  
*Before and after care available*

**School Uniform:** Not Required

**SY 2016-17 Enrollment:** 328

### Student Demographics:

**52%** Black, non-Hispanic  
**26%** Hispanic/Latino  
**18%** White, non-Hispanic  
**2%** Asian  
**2%** Multiracial



### 2017 PARCC Scores:

Math 25%                      ELA 17%  
(% met or exceeded expectations)

### Charter Performance Tier:

2017	2016
Data not yet available	School did not receive a performance tier.

### Metro/Bus Service:

 60, 64, 80, E2, E3, E4, F6, K2, K6, K9, R1, R2  
 Fort Totten

**Note:** Bridges PCS has an additional lottery preference for high level special education students to gain entry into our high level special education classrooms. Contact school for details.

## Brightwood Education Campus

1300 Nicholson St. NW | Ward 4  
202-722-5670 | [profiles.dcps.dc.gov/Brightwood+Education+Campus](http://profiles.dcps.dc.gov/Brightwood+Education+Campus)

**Grades Served:** PK3–8 (*Accepting all*)

### School Hours:

8:45 a.m.–3:15 p.m.  
*After care available*

**School Uniform:** Required

**SY 2016-17 Enrollment:** 755

### Student Demographics:

**22%** Black, non-Hispanic  
**75%** Hispanic/Latino  
**1%** White, non-Hispanic  
**1%** Asian  
**<1%** % Native American/Alaska Native  
**<1%** Multiracial


### 2017 PARCC Scores:

Math 27%                      ELA 18%  
(% met or exceeded expectations)

### Specialized Programs:

Interscholastic Sports

### Metro/Bus Service:

 52, 53, 54, 70, 79, E2, E4, D31, D33, D34, S1, S2, S4, S9, W45

DCPS

## Brookland Middle School

1150 Michigan Ave. NE | Ward 5  
202-759-1999 | [profiles.dcps.dc.gov/  
Brookland+Middle+School](https://profiles.dcps.dc.gov/Brookland+Middle+School)

**Grades Served:** 6-8 (Accepting all)

### School Hours:

8:30 a.m.–3:15 p.m.

**School Uniform:** Required

**SY 2016-17 Enrollment:** 254



### Student Demographics:

91% Black, non-Hispanic  
7% Hispanic/Latino  
2% White, non-Hispanic  
<1% Asian

### 2017 PARCC Scores:

Math 3%                      ELA 12%  
(% met or exceeded expectations)

### Metro/Bus Service:

 80, G8, H1, H2, H3, H4, H6, H8, H9, R4  
 Brookland–CUA

DCPS

## Browne Education Campus

850 26th St. NE | Ward 5  
202-671-6210 | [profiles.dcps.dc.gov/  
Browne+Education+Campus](https://profiles.dcps.dc.gov/Browne+Education+Campus)

**Grades Served:** PK3–8 (Accepting all)

### School Hours:

8:15 a.m.–3:15 p.m.  
*Before and after care available*

**School Uniform:** Required

**SY 2016-17 Enrollment:** 309

### Student Demographics:

94% Black, non-Hispanic  
5% Hispanic/Latino  
1% White, non-Hispanic  
<1% Native American/Alaska Native  
<1% Multiracial


### 2017 PARCC Scores:

Math 13%                      ELA 13%  
(% met or exceeded expectations)

### Specialized Programs:

International Baccalaureate,  
Interscholastic Sports

### Metro/Bus Service:

 S41, X1, X2, X3, X8, X9

**Note:** This school offers Early Action guaranteed PK3 and PK4.

## Bruce-Monroe Elementary School @ Park View

3560 Warder St. NW | Ward 1  
202-576-6222 | [www.bmpv.org](http://www.bmpv.org)

**Grades Served:** PK3–5 (Accepting all)

### School Hours:

8:40 a.m.–3:20 p.m.  
Before and after care available

**School Uniform:** Required

**SY 2016-17 Enrollment:** 473

### Student Demographics:

16% Black, non-Hispanic  
75% Hispanic/Latino  
6% White, non-Hispanic  
<1% Asian  
1% Native American/Alaska Native  
1% Multiracial



### 2017 PARCC Scores:

Math 36%      ELA 23%  
(% met or exceeded expectations)

### Specialized Programs:

Dual Language/Immersion,  
Interscholastic Sports

### Metro/Bus Service:

 60, 63, 64, 70, 79, H1, H2, H3, H4, H8  
 Georgia Ave–Petworth

## Bunker Hill Elementary School

1401 Michigan Ave. NE | Ward 5  
202-576-6095 | [profiles.dcps.dc.gov/Bunker+Hill+Elementary+School](http://profiles.dcps.dc.gov/Bunker+Hill+Elementary+School)

**Grades Served:** PK3–5 (Accepting all)

### School Hours:

8:00 a.m.–4:30 p.m.  
After care available

**School Uniform:** Required

**SY 2016-17 Enrollment:** 195

### Student Demographics:

79% Black, non-Hispanic  
18% Hispanic/Latino  
1% White, non-Hispanic  
1% Asian  
1% Native Hawaiian/Pacific Islander  
1% Multiracial


### 2017 PARCC Scores:

Math 25%      ELA 18%  
(% met or exceeded expectations)

### Specialized Programs:

Arts Integration, Extended Day,  
Interscholastic Sports

### Metro/Bus Service:

 80, E2, G8, H6, R4

**Note:** This school offers Early Action guaranteed PK3 and PK4.

DCPS

## Burroughs Elementary School

1820 Monroe St. NE | Ward 5  
202-576-6150 | [www.jbecstem.com](http://www.jbecstem.com)

**Grades Served:** PK3–5 (Accepting all)

### School Hours:

8:45 a.m.–3:15 p.m.  
*Before and after care available*

**School Uniform:** Required

**SY 2016-17 Enrollment:** 290

### Student Demographics:

**88%** Black, non-Hispanic  
**9%** Hispanic/Latino  
**2%** White, non-Hispanic  
**1%** Asian

### 2017 PARCC Scores:

Math 23%      ELA 16%  
*(% met or exceeded expectations)*

### Specialized Programs:

Interscholastic Sports

### Metro/Bus Service:

 83, 86, E2, G8, H6, T14, T18

**Note:** This school offers Early Action guaranteed PK3 and PK4.

DCPS

## Burrville Elementary School

801 Division Ave. NE | Ward 7  
202-671-6020 | [www.burrvillees.org](http://www.burrvillees.org)

**Grades Served:** PK3–5 (Accepting all)

### School Hours:

8:15 a.m.–4:15 p.m.  
*Before and after care available*

**School Uniform:** Required

**SY 2016-17 Enrollment:** 325

### Student Demographics:

**98%** Black, non-Hispanic  
**1%** Hispanic/Latino  
**1%** Native American/Alaska Native  
**1%** Multiracial


### 2017 PARCC Scores:

Math 15%      ELA 14%  
*(% met or exceeded expectations)*

### Specialized Programs:

Interscholastic Sports

### Metro/Bus Service:

 U4, V2, V4, W4, X9

**DCPS**

## C.W. Harris Elementary School

301 53rd St. SE | Ward 7

202-645-3188 | [www.cwharriselementary.org](http://www.cwharriselementary.org)**Grades Served:** PK3–5 (*Accepting all*)**School Hours:**

8:40 a.m.–3:15 p.m.


*Before and after care available***School Uniform:** Required**SY 2016-17 Enrollment:** 285**Student Demographics:****99%** Black, non-Hispanic**1%** Hispanic/Latino**<1%** White, non-Hispanic**2017 PARCC Scores:**

Math 7%

ELA 6%

*(% met or exceeded expectations)***Specialized Programs:**

Interscholastic Sports

**Metro/Bus Service:** 96, 97, E32, U5, U6, U8, W4**PCS**

## Capital City PCS – Lower School

100 Peabody St. NW | Ward 4

202-808-9800 | [www.ccpcs.org](http://www.ccpcs.org)**Grades Served:** PK3–4 (*Accepting all*)**School Hours:**

MTThF: 8:30 a.m.–3:30 p.m.

W: 8:30 a.m.–1:30 p.m.

*Before and after care available***School Uniform:** Not Required**SY 2016-17 Enrollment:** 325**Student Demographics:****33%** Black, non-Hispanic**47%** Hispanic/Latino**12%** White, non-Hispanic**2%** Asian**7%** Multiracial**2017 PARCC Scores:**

Math 29%

ELA 28%

*(% met or exceeded expectations)***Charter Performance Tier:**


2017

**1** 65.3%

2016

**2** 60.8%**Specialized Programs:**

Arts Integration, Blended Learning

**Metro/Bus Service:** 62, 63, K2 Fort Totten; Takoma

PCS

## Capital City PCS – Middle School

100 Peabody St. NW | Ward 4  
202-808-9800 | [www.ccpccs.org](http://www.ccpccs.org)

**Grades Served:** 5–8 (Accepting all)

### School Hours:

MTThF: 8:30 a.m.–3:30 p.m.  
W: 8:30 a.m.–1:30 p.m.  
*Before and after care available*

**School Uniform:** Not Required

**SY 2016-17 Enrollment:** 325

### Student Demographics:

**38%** Black, non-Hispanic  
**49%** Hispanic/Latino  
**8%** White, non-Hispanic  
**2%** Asian  
**<1%** Native American/Alaska Native  
**3%** Multiracial

### 2017 PARCC Scores:

Math 20%                      ELA 35%  
(% met or exceeded expectations)



### Charter Performance Tier:

2017	2016
<b>2</b> 59.0%	<b>2</b> 57.4%

### Specialized Programs:

Arts Integration, Blended Learning,  
Interscholastic Sports

### Metro/Bus Service:

 62, 63, K2  
 Fort Totten; Takoma

DCPS

## Capitol Hill Montessori @ Logan

215 G St. NE | Ward 6  
202-698-4467  
[www.capitolhillmontessorischool.org](http://www.capitolhillmontessorischool.org)

**Grades Served:** PK3–8 (Accepting all)

### School Hours:

MTWTh: PK3-PK4: 8:45 a.m.–3:15 p.m.,  
K-8: 8:45 a.m.–4:15 p.m.  
F: 8:45 a.m.–3:15 p.m.  
*Before and after care available*

**School Uniform:** Not Required

**SY 2016-17 Enrollment:** 361

### Student Demographics:

**60%** Black, non-Hispanic  
**3%** Hispanic/Latino  
**30%** White, non-Hispanic  
**<1%** Asian  
**<1%** Native American/Alaska Native  
**6%** Multiracial



### 2017 PARCC Scores:

Math 43%                      ELA 46%  
(% met or exceeded expectations)

### Specialized Programs:

Montessori, Interscholastic Sports

### Metro/Bus Service:

 80, 96, 97, D4, D6, D8, X1, X2, X8, X9,  
DC Circulator  
 Union Station

**DCPS**

## Cardozo Education Campus

1200 Clifton St. NW | Ward 1  
202-673-7385 | [www.cardozohs.com](http://www.cardozohs.com)

**Grades Served:** 6–12 (Accepting all)

### School Hours:

8:50 a.m.–3:15 p.m.

**School Uniform:** Required

**SY 2016-17 Enrollment:** 796

### Student Demographics:

42% Black, non-Hispanic

56% Hispanic/Latino

1% White, non-Hispanic

1% Asian

<1% Native Hawaiian/Pacific Islander

<1% Multiracial


### 2017 PARCC Scores:


Math 4%                      ELA 10%  
(% met or exceeded expectations)

### Specialized Programs:

Interscholastic Sports, JROTC

### Metro/Bus Service:

 52, 53, 54, 63, 64, 70, 79, 90, 92, 96,  
H1, H2, H3, H4, H8, S1, S2, S4, S9, X3

 U Street

**PCS**

## Cedar Tree Academy PCS

701 Howard Rd. SE | Ward 8  
202-610-4193 | [www.cedartree-dc.org](http://www.cedartree-dc.org)

**Grades Served:** PK3–K (Accepting all)

### School Hours:

7:45 a.m.–3:30 p.m.  
*Before and after care available*

**School Uniform:** Required

**SY 2016-17 Enrollment:** 385

### Student Demographics:

99% Black, non-Hispanic

1% Hispanic/Latino

<1% White, non-Hispanic

<1% Multiracial

### 2017 PARCC Scores:

Students do not take PARCC  
before grade 3.

### Charter Performance Tier:

2017	2016
 86.8%	 86%

### Metro/Bus Service:

 B2

 Anacostia



PCS

## Center City PCS – Brightwood

6008 Georgia Ave. NW | Ward 4  
202-723-3322 | [www.centercitypcs.org](http://www.centercitypcs.org)

**Grades Served:** PK3–8 (Accepting all)

### School Hours:

MTThF: 8:30 a.m.–4:00 p.m.  
W: 8:30 a.m.–2:30 p.m.  
*Before and after care available*

**School Uniform:** Required

**SY 2016-17 Enrollment:** 276

### Student Demographics:

**50%** Black, non-Hispanic  
**48%** Hispanic/Latino  
**<1%** White, non-Hispanic  
**1%** Multiracial


### 2017 PARCC Scores:

Math 35%                      ELA 34%  
(% met or exceeded expectations)

### Charter Performance Tier:

2017	2016
<b>1</b> 68.9%	<b>1</b> 66.6%

### Metro/Bus Service:

 52, 53, 54, 70

PCS

## Center City PCS – Capitol Hill

1503 East Capitol St. SE | Ward 6  
202-547-7556 | [www.centercitypcs.org](http://www.centercitypcs.org)

**Grades Served:** PK3–8 (Accepting all)

### School Hours:

MTThF: 8:30 a.m.–4:00 p.m.  
W: 8:30 a.m.–2:30 p.m.  
*Before and after care available*

**School Uniform:** Required

**SY 2016-17 Enrollment:** 238

### Student Demographics:

**93%** Black, non-Hispanic  
**2%** Hispanic/Latino  
**<1%** White, non-Hispanic  
**5%** Multiracial



### 2017 PARCC Scores:

Math 16%                      ELA 21%  
(% met or exceeded expectations)

### Charter Performance Tier:

2017	2016
<b>2</b> 52.9%	<b>2</b> 39.4%

### Metro/Bus Service:

 D6  
 Stadium–Armory

## Center City PCS – Congress Heights

220 Highview Pl. SE | Ward 8  
202-562-7070 | [www.centercitypcs.org](http://www.centercitypcs.org)

**Grades Served:** PK3–8 (Accepting all)

### School Hours:

MTThF: 8:30 a.m.–4:00 p.m.  
W: 8:30 a.m.–2:30 p.m.  
*Before and after care available*

**School Uniform:** Required

**SY 2016-17 Enrollment:** 253

### Student Demographics:

**97%** Black, non-Hispanic  
**<1%** Hispanic/Latino  
**2%** White, non-Hispanic



### 2017 PARCC Scores:

Math 22%      ELA 23%  
(% met or exceeded expectations)

### Charter Performance Tier:

2017	2016
<b>2</b> 57.7%	<b>2</b> 52.6%

### Metro/Bus Service:

 42, 48, A2, A8  
 Congress Heights

## Center City PCS – Petworth

510 Webster St. NW | Ward 4  
202-726-9212 | [www.centercitypcs.org](http://www.centercitypcs.org)

**Grades Served:** PK3–8 (Accepting all)

### School Hours:

MTThF: 8:30 a.m.–4:00 p.m.  
W: 8:30 a.m.–2:30 p.m.  
*Before and after care available*

**School Uniform:** Required

**SY 2016-17 Enrollment:** 257

### Student Demographics:

**43%** Black, non-Hispanic  
**49%** Hispanic/Latino  
**2%** White, non-Hispanic  
**2%** Asian  
**1%** Native American/Alaska Native  
**5%** Multiracial



### 2017 PARCC Scores:

Math 23%      ELA 34%  
(% met or exceeded expectations)

### Charter Performance Tier:

2017	2016
<b>1</b> 70.4%	<b>1</b> 69.3%

### Metro/Bus Service:

 70, H8  
 Georgia Ave–Petworth

PCS

## Center City PCS – Shaw

711 N St. NW | Ward 6  
202-234-1093 | [www.centercitypcs.org](http://www.centercitypcs.org)

**Grades Served:** PK3–8 (Accepting all)

### School Hours:

MTThF: 8:30 a.m.–4:00 p.m.  
W: 8:30 a.m.–2:30 p.m.  
*Before and after care available*

**School Uniform:** Required

**SY 2016-17 Enrollment:** 234

### Student Demographics:

57% Black, non-Hispanic  
37% Hispanic/Latino  
<1% % White, non-Hispanic  
3% Asian  
<1% Native American/Alaska Native  
2% Multiracial



### 2017 PARCC Scores:

Math 36%      ELA 33%  
(% met or exceeded expectations)

### Charter Performance Tier:

2017	2016
<b>1</b> 73.7%	<b>1</b> 69%

### Metro/Bus Service:

 70  
 Mt. Vernon Square/7th St-Convention Center

PCS

## Center City PCS – Trinidad

1217 West Virginia Ave. NE | Ward 5  
202-397-1614 | [www.centercitypcs.org](http://www.centercitypcs.org)

**Grades Served:** PK3–8 (Accepting all)

### School Hours:

MTThF: 8:30 a.m.–4:00 p.m.  
W: 8:30 a.m.–2:30 p.m.  
*Before and after care available*

**School Uniform:** Required

**SY 2016-17 Enrollment:** 184

### Student Demographics:

90% Black, non-Hispanic  
7% Hispanic/Latino  
4% Multiracial



### 2017 PARCC Scores:

Math 19%      ELA 19%  
(% met or exceeded expectations)

### Charter Performance Tier:

2017	2016
<b>2</b> 46.2%	<b>3</b> 32.7%

### Metro/Bus Service:

 90, 92, 93, D3, D4, D8, X3  
 NoMa–Gallaudet U

PCS

## Cesar Chavez PCS for Public Policy – Chavez Prep

770 Kenyon St. NW | Ward 1  
202-723-3975 | [www.chavezschools.org](http://www.chavezschools.org)

**Grades Served:** 6–9 (Accepting all)

### School Hours:

MTWTh: 8:15 a.m.–3:20 p.m.  
F: 8:15 a.m.–12:00 p.m.

**School Uniform:** Required

**SY 2016-17 Enrollment:** 306

### Student Demographics:

21% Black, non-Hispanic  
77% Hispanic/Latino  
<1% White, non-Hispanic  
2% Asian  
<1% Multiracial

### 2017 PARCC Scores:

Math 7%      ELA 17%  
(% met or exceeded expectations)



### Charter Performance Tier:

2017	2016
<b>2</b> 40.3%	<b>2</b> 37.9%

### Specialized Programs:

Blended Learning

### Metro/Bus Service:

 62, 63, 70  
 Columbia Heights

PCS

## Cesar Chavez PCS for Public Policy – Parkside Middle School

3701 Hayes St. NE | Ward 7  
202-398-2230 | [www.chavezschools.org](http://www.chavezschools.org)

**Grades Served:** 6–8 (Accepting all)

### School Hours:

MTWTh: 8:15 a.m.–3:20 p.m.  
F: 8:15 a.m.–12:15 p.m.

**School Uniform:** Required

**SY 2016-17 Enrollment:** 278

### Student Demographics:

95% Black, non-Hispanic  
5% Hispanic/Latino

### 2017 PARCC Scores:

Math 5%      ELA 13%  
(% met or exceeded expectations)

### Charter Performance Tier:

2017	2016
<b>3</b> 33%	<b>2</b> 39.3%

### Specialized Programs:

Blended Learning

### Metro/Bus Service:

 U5, U6  
 Minnesota Ave

PCS

## City Arts and Prep PCS

705 Edgewood St. NE | Ward 5  
202-269-4646 | [www.cityartspcs.org](http://www.cityartspcs.org)

**Grades Served:** PK3–8 (Accepting all)

### School Hours:

8:00 a.m.–4:00 p.m.  
Before and after care available

**School Uniform:** Required

**SY 2016-17 Enrollment:** 522

### Student Demographics:

96% Black, non-Hispanic  
3% Hispanic/Latino  
1% White, non-Hispanic  
<1% Asian



### 2017 PARCC Scores:

Math 18%      ELA 21%  
(% met or exceeded expectations)

### Charter Performance Tier:

2017	2016
<b>2</b> 42.4%	<b>2</b> 49.4%

### Metro/Bus Service:

 D8, G8  
 Brookland–CUA; Rhode Island Ave

DCPS

## Cleveland Elementary School

1825 8th St. NW | Ward 1  
202-939-4380 | [clevelandesdc.org](http://clevelandesdc.org)

**Grades Served:** PK3–5 (Accepting all)

### School Hours:

8:45 a.m.–3:15 p.m.  
After care available

**School Uniform:** Required

**SY 2016-17 Enrollment:** 321

### Student Demographics:

60% Black, non-Hispanic  
31% Hispanic/Latino  
6% White, non-Hispanic  
1% Asian  
2% Multiracial



### 2017 PARCC Scores:

Math 28%      ELA 26%  
(% met or exceeded expectations)

### Specialized Programs:

Dual Language/Immersion,  
Interscholastic Sports

### Metro/Bus Service:

 63, 64, 70, 79, 90, 92, 96, G2, G8,  
G9, X3  
 Shaw–Howard U

**Note:** This school offers a dual language program and a traditional program. You may apply to one or both.

**DCPS**

## Columbia Heights Education Campus 6–8 (CHEC)

3101 16th St. NW | Ward 1  
202-939-7700 | [www.checdc.org](http://www.checdc.org)

**Grades Served:** 6–8 (Accepting all)

### School Hours:

8:45 a.m.–3:15 p.m.  
After care available

**School Uniform:** Required

**SY 2016-17 Enrollment:** 1336

### Student Demographics:

31% Black, non-Hispanic  
67% Hispanic/Latino  
<1% White, non-Hispanic  
1% Asian  
<1% Native Hawaiian/Pacific Islander  
<1% Multiracial



### 2017 PARCC Scores:

Math 14%      ELA 24%  
(% met or exceeded expectations)

### Specialized Programs:

Dual Language/Immersion,  
Interscholastic Sports

### Metro/Bus Service:

 42, 43, 52, 53, 54, 64, H1, H2, H3, H4,  
H8, S1, S2, S4, S9, DC Circulator  
 Columbia Heights

**PCS**

## Creative Minds International PCS

3700 North Capitol St. NW | Ward 5  
202-588-0370 | [www.creativemindspcs.org](http://www.creativemindspcs.org)

**Grades Served:** PK3–8 (Accepting all)

### School Hours:

8:45 a.m.–3:30 p.m.  
Before and after care available

**School Uniform:** Not Required

**SY 2016-17 Enrollment:** 341

### Student Demographics:

27% Black, non-Hispanic  
17% Hispanic/Latino  
43% White, non-Hispanic  
5% Asian  
8% Multiracial

### 2017 PARCC Scores:

Math 41%      ELA 32%  
(% met or exceeded expectations)



### Charter Performance Tier:

2017	2016
 59.3%	 52.6%

### Specialized Programs:

Arts Integration, STEM Focus

### Metro/Bus Service:

 60, 64, 80, H2, H8  
 Brookland–CUA; Georgia Ave–Petworth

PCS

# DC Bilingual PCS

33 Riggs Rd. NE | Ward 5  
202-750-6674 | [www.dcbilingual.org](http://www.dcbilingual.org)

**Grades Served:** PK3–5 (Accepting all)

## School Hours:

MTWTh: 8:10 a.m.–4:00 p.m.  
F: 8:10 a.m.–1:00 p.m.  
*Before and after care available*

**School Uniform:** Not Required

**SY 2016-17 Enrollment:** 410

## Student Demographics:

18% Black, non-Hispanic  
72% Hispanic/Latino  
7% White, non-Hispanic  
1% Asian  
<1% Native American/Alaska Native  
2% Multiracial

## 2017 PARCC Scores:

Math 30%                      ELA 39%  
(% met or exceeded expectations)



## Charter Performance Tier:

2017	2016
<b>1</b> 81.0%	<b>1</b> 75.3%

## Specialized Programs:

Dual Language/Immersion,  
Interscholastic Sports

## Metro/Bus Service:

 60, 64, E2, E4, K2, K6, R1, R2  
 Fort Totten

PCS

# DC Prep PCS – Anacostia Elementary

1409 V St. SE | Ward 8  
202-729-3500 | [www.dcprep.org](http://www.dcprep.org)

**Grades Served:** PK3–2 (Accepting all)

## School Hours:

MTWTh: 8:00 a.m.–4:00 p.m.  
F: 8:00 a.m.–3:00 p.m.  
*After care available*

**School Uniform:** Required

**SY 2016-17 Enrollment:** 203

## Student Demographics:

91% Black, non-Hispanic  
4% Hispanic/Latino  
5% Multiracial

## 2017 PARCC Scores:

Students do not take PARCC  
before grade 3.

## Charter Performance Tier:

2017	2016
<b>1</b> 80.1%	<i>School did not receive a performance tier.</i>

## Metro/Bus Service:

 90, 92, 94, A2, A4, A6, A7, A8, A33,  
B2, P6, V2, V5, W2, W3, W6, W8,  
DCPOTSKY  
 Anacostia

PCS

## DC Prep PCS – Benning Elementary

100 41st St. NE | Ward 7  
202-398-2838 | www.dcrep.org

**Grades Served:** PK3–3 (Accepting all)

### School Hours:

MTWTh: 8:00 a.m.–4:00 p.m.  
F: 8:00 a.m.–3:00 p.m.  
After care available

**School Uniform:** Required

**SY 2016-17 Enrollment:** 449

### Student Demographics:

95% Black, non-Hispanic  
3% Hispanic/Latino  
2% Multiracial



### 2017 PARCC Scores:

Math 44%      ELA 42%  
(% met or exceeded expectations)

### Charter Performance Tier:

2017	2016
<b>1</b> 73.9%	<b>1</b> 67.4%

### Metro/Bus Service:

 96, 97, U8  
 Benning Rd; Minnesota Ave

PCS

## DC Prep PCS – Benning Middle

100 41st St. NE | Ward 7  
202-396-3780 | www.dcrep.org

**Grades Served:** 4–8 (Accepting all)

### School Hours:

MTWTh: 8:00 a.m.–4:00 p.m.  
F: 8:00 a.m.–3:00 p.m.  
After care available

**School Uniform:** Required

**SY 2016-17 Enrollment:** 281

### Student Demographics:

94% Black, non-Hispanic  
3% Hispanic/Latino  
<1% Native American/Alaska Native  
2% Multiracial



### 2017 PARCC Scores:

Math 43%      ELA 39%  
(% met or exceeded expectations)

### Charter Performance Tier:

2017	2016
<b>2</b> 59.1%	<b>1</b> 65.3%

### Metro/Bus Service:

 96, 97, U8  
 Benning Rd; Minnesota Ave



PCS

## DC Prep PCS – Edgewood Elementary

707 Edgewood St. NE | Ward 5  
202-635-4411 | www.dcprep.org

**Grades Served:** PK3–3 (Accepting all)

### School Hours:

MTWTh: 8:00 a.m.–4:00 p.m.  
F: 8:00 a.m.–3:00 p.m.  
After care available

**School Uniform:** Required

**SY 2016-17 Enrollment:** 447

### Student Demographics:

83% Black, non-Hispanic  
9% Hispanic/Latino  
1% White, non-Hispanic  
<1% Asian  
6% Multiracial



### 2017 PARCC Scores:

Math 53% ELA 46%  
(% met or exceeded expectations)

### Charter Performance Tier:

2017	2016
<b>1</b> 74.7%	<b>1</b> 87.1%

### Metro/Bus Service:

 D8, G8  
 Brookland–CUA; Rhode Island Ave

PCS

## DC Prep PCS – Edgewood Middle

701 Edgewood St. NE | Ward 5  
202-832-5700 | www.dcprep.org

**Grades Served:** 4–8 (Accepting all)

### School Hours:

MTWTh: 8:00 a.m.–4:00 p.m.  
F: 8:00 a.m.–3:00 p.m.  
After care available

**School Uniform:** Required

**SY 2016-17 Enrollment:** 330

### Student Demographics:

89% Black, non-Hispanic  
5% Hispanic/Latino  
1% Asian  
6% Multiracial



### 2017 PARCC Scores:

Math 57% ELA 54%  
(% met or exceeded expectations)

### Charter Performance Tier:

2017	2016
<b>1</b> 73.5%	<b>1</b> 80.3%

### Metro/Bus Service:

 D8, G8  
 Brookland–CUA; Rhode Island Ave

PCS

## DC Scholars PCS

5601 East Capitol St. SE | Ward 7  
202-559-6138 | [www.dcscholars.org/dcspcs](http://www.dcscholars.org/dcspcs)

**Grades Served:** PK3–8 (Accepting all)

### School Hours:

8:00 a.m.–3:15 p.m.  
*Before and after care available*

**School Uniform:** Required

**SY 2016-17 Enrollment:** 505

### Student Demographics:

99% Black, non-Hispanic  
1% Hispanic/Latino

### 2017 PARCC Scores:

Math 40%      ELA 19%  
(% met or exceeded expectations)

### Charter Performance Tier:

2017      2016  
**2** 54.1%      **1** 65.1%

### Specialized Programs:

Blended Learning

### Metro/Bus Service:

 96, 97, W4  
 Capitol Heights

DCPS

## Deal Middle School

3815 Fort Dr. NW | Ward 3  
202-939-2010 | [www.alicedeal.org](http://www.alicedeal.org)

**Grades Served:** 6–8 (Accepting all)

### School Hours:

8:45 a.m.–3:15 p.m.

**School Uniform:** Not Required

**SY 2016-17 Enrollment:** 1476

### Student Demographics:

29% Black, non-Hispanic  
14% Hispanic/Latino  
47% White, non-Hispanic  
4% Asian  
<1% Native American/Alaska Native  
<1% Native Hawaiian/Pacific Islander  
5% Multiracial



### 2017 PARCC Scores:

Math 55%      ELA 68%  
(% met or exceeded expectations)

### Specialized Programs:

International Baccalaureate,  
Interscholastic Sports

### Metro/Bus Service:

 30N, 30S, 31, 33, 37, 96, D31, D32,  
D33, D34, H2, H3, H4, L1, L2, M4, N2  
 Tenleytown

PCS

## Democracy Prep Congress Heights PCS

3100 Martin Luther King Jr. Ave. SE | Ward 8  
202-561-0860  
www.dpch.democracyprep.org

**Grades Served:** PK3–8 (Accepting all)

### School Hours:

MTThF: 7:45 a.m.–4:15 p.m.  
W: 7:45 a.m.–1:00 p.m.  
*Before and after care available*

**School Uniform:** Required

**SY 2016-17 Enrollment:** 656

### Student Demographics:

97% Black, non-Hispanic  
3% Hispanic/Latino

### 2017 PARCC Scores:

Math 12%      ELA 16%  
(% met or exceeded expectations)



### Charter Performance Tier:

2017	2016
<b>3</b> 31.4%	<b>2</b> 40.8%

### Specialized Programs:

Extended Day, Interscholastic Sports

### Metro/Bus Service:

 A2, A4, A6, A7, A8, A42, A46, A48,  
W1, W4  
 Anacostia; Congress Heights

PCS

## Digital Pioneers Academy PCS

Location to be determined  
202-677-3522  
www.digitalpioneersacademy.org

**Grades Served:** 6 (Accepting all)

### School Hours:

7:30 a.m.–4:00 p.m.  
*After care available*

**School Uniform:** Required

**SY 2016-17 Enrollment:**

School is opening in 2018.

### Student Demographics:

School is opening in 2018.

### 2017 PARCC Scores:

School is opening in 2018.

### Charter Performance Tier:

School is opening in 2018.

### Specialized Programs:

Advanced Placement, Blended Learning,  
Extended Day, Extended Year,  
Interscholastic Sports, STEM Focus

## District of Columbia International School

1400 Main Dr. NW | Ward 4  
202-808-9033  
www.dcinternationalschool.org

**Grades Served:** 6–11 (Accepting 6–9)

### School Hours:

MTWTh: 8:15 a.m.–4:00 p.m.  
F: 8:15 a.m.–1:00 p.m.  
*After care available*

**School Uniform:** Not Required

**SY 2016-17 Enrollment:** 520

### Student Demographics:

35% Black, non-Hispanic  
40% Hispanic/Latino  
15% White, non-Hispanic  
3% Asian  
1% Native American/Alaska Native  
<1% Native Hawaiian/Pacific Islander  
6% Multiracial

### 2017 PARCC Scores:

Math 41%      ELA 55%  
(% met or exceeded expectations)



### Charter Performance Tier:

2017	2016
<b>1</b> 76.8%	<b>1</b> 76.1%

### Specialized Programs:

Dual Language/Immersion, International Baccalaureate, Interscholastic Sports

### Metro/Bus Service:

 52, 54, S2, S4, S9, 79, 70  
 Takoma

**Note:** This school offers a Chinese language program, a Spanish language program, and a French language program. You may apply to one, two or all three. No previous language experience is needed.

## Dorothy I. Height Elementary School

1300 Allison St. NW | Ward 4  
202-723-4100  
www.dorothyheightes.org

**Grades Served:** PK3–5 (Accepting all)

### School Hours:

7:00 a.m.–4:30 p.m.  
*Before and after care available*

**School Uniform:** Required

**SY 2016-17 Enrollment:** 518

### Student Demographics:

62% Black, non-Hispanic  
35% Hispanic/Latino  
2% White, non-Hispanic  
1% Asian  
<1% Multiracial


### 2017 PARCC Scores:


Math 30%      ELA 29%  
(% met or exceeded expectations)

### Specialized Programs:

Extended Day

### Metro/Bus Service:

 52, 53, 54, 60, 62, 63, 70, 79, D33, S1, S2, S4, S9, W45

 School Shuttle Service is available

DCPS

## Drew Elementary School

5600 Eads St. NE | Ward 7

202-671-6040 | [www.drewelementary.org](http://www.drewelementary.org)

**Grades Served:** PK3–5 (Accepting all)

### School Hours:

8:15 a.m.–3:15 p.m.

After care available

**School Uniform:** Required

**SY 2016-17 Enrollment:** 253

### Student Demographics:

98% Black, non-Hispanic

2% Hispanic/Latino

### 2017 PARCC Scores:

Math 9% ELA 16%

(% met or exceeded expectations)

### Specialized Programs:

Interscholastic Sports

### Metro/Bus Service:

 96, 97, V2, V4, W4, X9

**Note:** This school offers Early Action guaranteed PK3 and PK4.

PCS

## E.L. Haynes PCS – Elementary School

4501 Kansas Ave. NW | Ward 4

202-667-4446 | [www.elhaynes.org](http://www.elhaynes.org)

**Grades Served:** PK3–4 (Accepting all)

### School Hours:

MTWTh: 8:15 a.m.–3:45 p.m.

F: 8:15 a.m.–1:15 p.m.

Before and after care available

**School Uniform:** Not Required

**SY 2016-17 Enrollment:** 345

### Student Demographics:

40% Black, non-Hispanic

41% Hispanic/Latino

13% White, non-Hispanic

1% Asian

5% Multiracial

### 2017 PARCC Scores:

Math 47% ELA 41%

(% met or exceeded expectations)

### Charter Performance Tier:


2017


**1** 76.8%

2016

**1** 73.2%

### Metro/Bus Service:

 52, 53, 54, 62, 63

 Georgia Ave–Petworth

## E.L. Haynes PCS – Middle School

3600 Georgia Ave. NW | Ward 1  
202-667-4446 | [www.elhaynes.org](http://www.elhaynes.org)

**Grades Served:** 5–8 (Accepting all)

### School Hours:

MTWTh: 8:45 a.m.–4:15 p.m.  
F: 8:45 a.m.–1:30 p.m.  
*Before and after care available*

**School Uniform:** Required

**SY 2016-17 Enrollment:** 348

### Student Demographics:

46% Black, non-Hispanic  
50% Hispanic/Latino  
2% White, non-Hispanic  
<1% Asian  
2% Multiracial

### 2017 PARCC Scores:

Math 20%      ELA 23%  
(% met or exceeded expectations)

### Charter Performance Tier:

2017	2016
<b>2</b> 54.8%	<b>2</b> 64.6%

### Specialized Programs:

Interscholastic Sports

### Metro/Bus Service:

 62, 63, 70, 79  
 Georgia Ave–Petworth

## Eagle Academy PCS – Capitol Riverfront

1017 New Jersey Ave. SE | Ward 6  
202-459-6825 | [www.eagleacademypcs.org](http://www.eagleacademypcs.org)

**Grades Served:** PK3–3 (Accepting all)

### School Hours:

8:30 a.m.–3:30 p.m.  
*Before and after care available*

**School Uniform:** Required

**SY 2016-17 Enrollment:** 144

### Student Demographics:

93% Black, non-Hispanic  
3% Hispanic/Latino  
4% White, non-Hispanic



### 2017 PARCC Scores:

PARCC scores not displayed if school tested fewer than 25 students.

### Charter Performance Tier:

2017	2016
<b>1</b> 65.3%	<b>1</b> 76.4%

### Metro/Bus Service:

 V7, V8, V9, DC Circulator  
 Navy Yard–Ballpark

## PCS

## Eagle Academy PCS – Congress Heights

3400 Wheeler Rd. SE | Ward 8  
202-544-2646 | [www.eagleacademypcs.org](http://www.eagleacademypcs.org)

**Grades Served:** PK3–3 (Accepting all)

### School Hours:

8:30 a.m.–3:30 p.m.  
Before and after care available

**School Uniform:** Required

**SY 2016-17 Enrollment:** 734

### Student Demographics:

99% Black, non-Hispanic  
<1% Hispanic/Latino  
<1% White, non-Hispanic  
<1% Native American/Alaska Native  
<1% Multiracial



### 2017 PARCC Scores:

Math 25%      ELA 19%  
(% met or exceeded expectations)

### Charter Performance Tier:

2017	2016
<b>2</b> 60.4%	<b>2</b> 60%

### Metro/Bus Service:

 A6, W2, W4  
 Anacostia; Congress Heights

## PCS

## Early Childhood Academy PCS

4025 9th St. SE | Ward 8  
202-373-0035 | [www.ecapcs.org](http://www.ecapcs.org)

**Grades Served:** PK3–3 (Accepting all)

### School Hours:

8:05 a.m.–3:00 p.m.  
Before and after care available

**School Uniform:** Required

**SY 2016-17 Enrollment:** 229

### Student Demographics:

98% Black, non-Hispanic  
2% Hispanic/Latino



### 2017 PARCC Scores:

PARCC scores not displayed if school tested fewer than 25 students.

### Charter Performance Tier:

2017	2016
<b>1</b> 69.9%	<b>1</b> 79.3%

### Metro/Bus Service:

 A2, A6, A7, A42, D12, W1  
 Southern Ave

## Eaton Elementary School

3301 Lowell St. NW | Ward 3  
202-282-0103 | [www.eatondc.org](http://www.eatondc.org)

**Grades Served:** PK4–5 (*Accepting all*)

### School Hours:

8:45 a.m.–3:15 p.m.  
*Before and after care available*

**School Uniform:** Not Required

**SY 2016-17 Enrollment:** 477

### Student Demographics:

23% Black, non-Hispanic  
15% Hispanic/Latino  
48% White, non-Hispanic  
5% Asian  
<1% Native American/Alaska Native  
<1% Native Hawaiian/Pacific Islander  
9% Multiracial


### 2017 PARCC Scores:

Math 70%      ELA 71%  
(% met or exceeded expectations)

### Specialized Programs:

Interscholastic Sports

### Metro/Bus Service:

 30N, 30S, 31, 33, 37, 96, D32, H3, H4,  
L1, L2, W47

## Eliot-Hine Middle School

1830 Constitution Ave. NE | Ward 6  
202-939-5380  
[www.eliothinemiddleschool.org](http://www.eliothinemiddleschool.org)

**Grades Served:** 6–8 (*Accepting all*)

### School Hours:

9:00 a.m.–3:30 p.m.  
*After care available*

**School Uniform:** Required

**SY 2016-17 Enrollment:** 200

### Student Demographics:

93% Black, non-Hispanic  
4% Hispanic/Latino  
1% White, non-Hispanic  
3% Multiracial



### 2017 PARCC Scores:

Math 4%      ELA 9%  
(% met or exceeded expectations)

### Specialized Programs:

International Baccalaureate,  
Interscholastic Sports

### Metro/Bus Service:

 96, 97, B2, D6, E32  
 Stadium–Armory



PCS

## Elsie Whitlow Stokes Community Freedom PCS – Brookland

3700 Oakview Ter. NE | Ward 5  
202-265-7237 | [www.ewstokes.org](http://www.ewstokes.org)

**Grades Served:** PK3–5 (*Accepting all*)

### School Hours:

PK3-PK4: 9:00 a.m.–3:00 p.m.  
K-5: 8:05 a.m.–3:30 p.m.  
*Before and after care available*

**School Uniform:** Not Required

**SY 2016-17 Enrollment:** 350

### Student Demographics:

40% Black, non-Hispanic  
26% Hispanic/Latino  
21% White, non-Hispanic  
1% Asian  
13% Multiracial

### 2017 PARCC Scores:

Math 33%                      ELA 38%  
(% met or exceeded expectations)



### Charter Performance Tier:

2017	2016
<b>1</b> 68%	<b>1</b> 66.1%

### Specialized Programs:

Dual Language/Immersion,  
International Baccalaureate

### Metro/Bus Service:

 80, H1, H2, H3, H4  
 Brookland–CUA

**Note:** This school offers a French language program and a Spanish language program. You may apply to one or both.

PCS

## Elsie Whitlow Stokes Community Freedom PCS – East End

Location to be determined  
202-265-7237 | [www.ewstokes.org](http://www.ewstokes.org)

**Grades Served:** PK3–K (*Accepting all*)

### School Hours:

PK3-PK4: 9:00 a.m.–3:00 p.m.  
K-5: 8:05 a.m.–3:30 p.m.  
*Before and after care available*

**School Uniform:** Not Required

**SY 2016-17 Enrollment:**

School is opening in 2018.

### Student Demographics:

School is opening in 2018.

### 2017 PARCC Scores:

School is opening in 2018.

### Charter Performance Tier:

School is opening in 2018.

### Specialized Programs:

Dual Language/Immersion,  
International Baccalaureate

**Note:** This school offers a French language program and a Spanish language program. You may apply to one or both.

PCS

## Excel Academy PCS

2501 Martin Luther King Jr. Ave. SE | Ward 8  
202-373-0097 | [www.excelpcs.org](http://www.excelpcs.org)

**Grades Served:** PK3–8 (Accepting all)

### School Hours:

8:30 a.m.–3:30 p.m.  
*Before and after care available*

**School Uniform:** Required

**SY 2016-17 Enrollment:** 702

### Student Demographics:

98% Black, non-Hispanic  
1% Hispanic/Latino  
<1% White, non-Hispanic  
1% Multiracial

### 2017 PARCC Scores:

Math 9%                      ELA 19%  
(% met or exceeded expectations)



### Charter Performance Tier:

2017	2016
<b>2</b> 37.0%	<b>2</b> 44.8%

### Specialized Programs:

Single Gender Campus

### Metro/Bus Service:

 90, 94, A2, A4, A8, W2, W6,  
DC Circulator  
 Anacostia

PCS

## Friendship PCS – Armstrong Elementary

111 O St. NW | Ward 5  
202-518-3928 | [www.friendshipschools.org](http://www.friendshipschools.org)

**Grades Served:** PK3–5 (Accepting all)

### School Hours:

7:45 a.m.–3:30 p.m.  
*Before and after care available*

**School Uniform:** Required

**SY 2016-17 Enrollment:** 438

### Student Demographics:

91% Black, non-Hispanic  
7% Hispanic/Latino  
2% White, non-Hispanic  
<1% Native Hawaiian/Pacific Islander

### 2017 PARCC Scores:

Math 25%                      ELA 13%  
(% met or exceeded expectations)



### Charter Performance Tier:

2017	2016
<b>2</b> 50.1%	School did not receive a performance tier.

### Specialized Programs:

Interscholastic Sports

### Metro/Bus Service:

 96, 97  
 NoMa–Gallaudet U; Mt. Vernon  
Square/7th St–Convention Center  
 School Shuttle Service is available

PCS

## Friendship PCS – Blow-Pierce Elementary

725 19th St. NE | Ward 7  
202-572-1070 | [www.friendshipschools.org](http://www.friendshipschools.org)

**Grades Served:** PK3–3 (Accepting all)

### School Hours:

7:45 a.m.–3:30 p.m.  
Before and after care available

**School Uniform:** Required

**SY 2016-17 Enrollment:** 388

### Student Demographics:

98% Black, non-Hispanic  
2% Hispanic/Latino

### 2017 PARCC Scores:

Math 32%      ELA 22%  
(% met or exceeded expectations)


### Charter Performance Tier:

2017	2016
<b>1</b> 79%	<b>1</b> 75.8%

### Specialized Programs:

Interscholastic Sports

### Metro/Bus Service:

 B2, D6, X1, X2, X3, X8, X9

PCS

## Friendship PCS – Blow-Pierce Middle

725 19th St. NE | Ward 7  
202-572-1070 | [www.friendshipschools.org](http://www.friendshipschools.org)

**Grades Served:** 4–8 (Accepting all)

### School Hours:

7:45 a.m.–3:30 p.m.  
Before and after care available

**School Uniform:** Required

**SY 2016-17 Enrollment:** 230

### Student Demographics:

99% Black, non-Hispanic  
1% Hispanic/Latino

### 2017 PARCC Scores:

Math 22%      ELA 22%  
(% met or exceeded expectations)


### Charter Performance Tier:

2017	2016
<b>1</b> 65.9%	<b>1</b> 66%

### Specialized Programs:

Interscholastic Sports

### Metro/Bus Service:

 B2, D6, X1, X2, X3, X8, X9

PCS

## Friendship PCS – Chamberlain Elementary

1345 Potomac Ave. SE | Ward 6  
202-547-5800 | [www.friendshipschools.org](http://www.friendshipschools.org)

**Grades Served:** PK3–3 (Accepting all)

### School Hours:

7:45 a.m.–3:30 p.m.  
Before and after care available

**School Uniform:** Required

**SY 2016-17 Enrollment:** 387

### Student Demographics:

98% Black, non-Hispanic  
2% Hispanic/Latino  
<1% White, non-Hispanic  
<1% Native Hawaiian/Pacific Islander

### 2017 PARCC Scores:

Math 53%      ELA 30%  
(% met or exceeded expectations)



### Charter Performance Tier:

2017	2016
<b>1</b> 84.1%	<b>1</b> 77.2%

### Specialized Programs:

Interscholastic Sports

### Metro/Bus Service:

 32, 34, 36, V7, V8, V9  
 Potomac Ave

PCS

## Friendship PCS – Chamberlain Middle

1345 Potomac Ave. SE | Ward 6  
202-547-5800 | [www.friendshipschools.org](http://www.friendshipschools.org)

**Grades Served:** 4–8 (Accepting all)

### School Hours:

7:45 a.m.–3:30 p.m.  
Before and after care available

**School Uniform:** Required

**SY 2016-17 Enrollment:** 330

### Student Demographics:

99% Black, non-Hispanic  
1% Hispanic/Latino

### 2017 PARCC Scores:

Math 32%      ELA 25%  
(% met or exceeded expectations)



### Charter Performance Tier:

2017	2016
<b>1</b> 66.7%	<b>2</b> 62.1%

### Specialized Programs:

Interscholastic Sports

### Metro/Bus Service:

 32, 34, 36, V7, V8, V9  
 Potomac Ave

PCS

## Friendship PCS – Online

1351 Nicholson St. NW | District Wide  
202-729-8287 | fpcso.k12.com

**Grades Served:** K–8 (*Accepting all*)

### School Hours:

Friendship Public Charter School Online is a virtual online school where academics are completed in the home environment. The academic hours typically take place between 8 a.m. and 4 p.m. daily.

**School Uniform:** Not Required

**SY 2016-17 Enrollment:** 145

### Student Demographics:

**79%** Black, non-Hispanic  
**6%** Hispanic/Latino  
**14%** White, non-Hispanic  
**<1%** Native American/Alaska Native  
**1%** Native Hawaiian/Pacific Islander

### 2017 PARCC Scores:

Math 22%                      ELA 45%  
(% met or exceeded expectations)



### Charter Performance Tier:

2017	2016
<b>2</b> <b>58.1%</b>	<i>School did not receive a performance tier.</i>

### Specialized Programs:

Online Learning

### Metro/Bus Service:

 52, 53, 54, E4, S1, S2, S4, 70, 79, 62, 63  
 Takoma

PCS

## Friendship PCS – Southeast Elementary Academy

645 Milwaukee Pl. SE | Ward 8  
202-562-1980 | www.friendshipschools.org

**Grades Served:** PK3–5 (*Accepting all*)

### School Hours:

7:45 a.m.–3:30 p.m.  
*Before and after care available*

**School Uniform:** Required

**SY 2016-17 Enrollment:** 553

### Student Demographics:

**99%** Black, non-Hispanic  
**<1%** Hispanic/Latino  
**<1%** White, non-Hispanic

### 2017 PARCC Scores:

Math 16%                      ELA 12%  
(% met or exceeded expectations)



### Charter Performance Tier:

2016-17	2015-16
<b>2</b> <b>45.9%</b>	<b>2</b> <b>44%</b>

### Specialized Programs:

Interscholastic Sports

### Metro/Bus Service:

 A2, A4, A6, A7, A8, A42, A46, A48, W2, W3  
 Anacostia; Congress Heights

## Friendship PCS – Technology Preparatory Middle Academy

PCS

2705 Martin Luther King Jr. Ave. SE  
Ward 8  
202-552-5700 | [www.friendshipschools.org](http://www.friendshipschools.org)

**Grades Served:** 6–8 (Accepting all)

### School Hours:

7:45 a.m.–3:30 p.m.  
Before and after care available

**School Uniform:** Required

**SY 2016-17 Enrollment:** 257

### Student Demographics:

99% Black, non-Hispanic  
1% Hispanic/Latino

### 2017 PARCC Scores:

Math 8%                      ELA 17%  
(% met or exceeded expectations)


### Charter Performance Tier:

2017	2016
<b>2</b> 41.0%	<b>2</b> 40.9%

### Specialized Programs:

Interscholastic Sports

### Metro/Bus Service:

 A2, A4, A6, A7, A8, A42, A46, A48,  
W2, W3

 Anacostia; Congress Heights

## Friendship PCS – Woodridge Elementary

PCS

2959 Carlton Ave. NE | Ward 5  
202-635-6500 | [www.friendshipschools.org](http://www.friendshipschools.org)

**Grades Served:** PK3–3 (Accepting all)

### School Hours:

7:45 a.m.–3:30 p.m.  
Before and after care available

**School Uniform:** Required

**SY 2016-17 Enrollment:** 305

### Student Demographics:

94% Black, non-Hispanic  
5% Hispanic/Latino  
<1% White, non-Hispanic  
<1% Native Hawaiian/Pacific Islander

### 2017 PARCC Scores:

Math 19%                      ELA 23%  
(% met or exceeded expectations)

### Charter Performance Tier:

2017	2016
<b>1</b> 83.7%	<b>2</b> 63.6%

### Specialized Programs:

International Baccalaureate,  
Interscholastic Sports

### Metro/Bus Service:

 82, 83, B8, G8, H6

PCS

## Friendship PCS – Woodridge Middle

2959 Carlton Ave. NE | Ward 5  
202-635-6500 | [www.friendshipschools.org](http://www.friendshipschools.org)

**Grades Served:** 4–8 (Accepting all)

### School Hours:

7:45 a.m.–3:30 p.m.  
Before and after care available

**School Uniform:** Required

**SY 2016-17 Enrollment:** 199

### Student Demographics:

**93%** Black, non-Hispanic  
**6%** Hispanic/Latino  
**1%** White, non-Hispanic  
**1%** Native Hawaiian/Pacific Islander

### 2017 PARCC Scores:

Math 19%      ELA 27%  
(% met or exceeded expectations)

### Charter Performance Tier:

2017      2016  
**2** 54.5%      **2** 60.2%

### Specialized Programs:

International Baccalaureate,  
Interscholastic Sports

### Metro/Bus Service:

 82, 83, B8, G8, H6

DCPS

## Garfield Elementary School

2435 Alabama Ave. SE | Ward 8  
202-671-6140 | [www.dcps.dc.gov](http://www.dcps.dc.gov)

**Grades Served:** PK3–5 (Accepting all)

### School Hours:

8:35 a.m.–3:15 p.m.  
Before and after care available

**School Uniform:** Required

**SY 2016-17 Enrollment:** 301

### Student Demographics:

**98%** Black, non-Hispanic  
**2%** Hispanic/Latino  
**<1%** Multiracial


### 2017 PARCC Scores:

Math 20%      ELA 23%  
(% met or exceeded expectations)

### Specialized Programs:

Extended Year

### Metro/Bus Service:

 30N, 30S, 32, 34, 36, 92, A32, D51,  
W2, W3, W4, W6, W8

## Garrison Elementary School

1200 S St. NW | Ward 2

202-673-7263 | [www.garrisonelementary.org](http://www.garrisonelementary.org)

**Grades Served:** PK3–5 (Accepting all)

### School Hours:

8:35 a.m.–3:15 p.m.

Before and after care available

**School Uniform:** Required

**SY 2016-17 Enrollment:** 253

### Student Demographics:

52% Black, non-Hispanic

31% Hispanic/Latino

13% White, non-Hispanic

2% Asian

<1% Native American/Alaska Native

2% Multiracial

### 2017 PARCC Scores:


Math 15%      ELA 12%


(% met or exceeded expectations)

### Specialized Programs:

Interscholastic Sports

### Metro/Bus Service:

 52, 53, 54, 63, 64, 70, 79, 90, 92, 96,  
G2, G8, S1, S2, S4, X3, DC Circulator

 U Street

## H.D. Cooke Elementary School

2525 17th St. NW | Ward 1

202-939-5390 | [www.hdcookeschool.org](http://www.hdcookeschool.org)

**Grades Served:** PK3–5 (Accepting all)

### School Hours:

8:45 a.m.–3:15 p.m.

After care available

**School Uniform:** Required

**SY 2016-17 Enrollment:** 420

### Student Demographics:

31% Black, non-Hispanic

59% Hispanic/Latino

4% White, non-Hispanic

5% Asian

<1% Native American/Alaska Native

<1% Native Hawaiian/Pacific Islander

1% Multiracial

### 2017 PARCC Scores:


Math 41%      ELA 19%

(% met or exceeded expectations)

### Specialized Programs:

Extended Year, International Baccalaureate,  
Interscholastic Sports

### Metro/Bus Service:

 42, 43, 90, 96, H1, H2, H3, H4, L2, S1,  
S2, S4, S9, X3, DC Circulator



DCPS

## Hardy Middle School

1819 35th St. NW | Ward 2  
202-729-4350 | [www.harddms.org](http://www.harddms.org)

**Grades Served:** 6–8 (*Accepting all*)

### School Hours:

8:45 a.m.–3:15 p.m.  
*After care available*

**School Uniform:** Required

**SY 2016-17 Enrollment:** 374

### Student Demographics:

53% Black, non-Hispanic  
17% Hispanic/Latino  
17% White, non-Hispanic  
10% Asian  
1% Native Hawaiian/Pacific Islander  
3% Multiracial


### 2017 PARCC Scores:

Math 31%      ELA 45%  
(% met or exceeded expectations)

### Specialized Programs:

Interscholastic Sports

### Metro/Bus Service:

 30N, 30S, 31, 33, 37, D1, D2, D6,  
G2, DCCirculator

PCS

## Harmony DC PCS – School of Excellence

62 T St. NE | Ward 5  
202-529-7500 | [www.harmonydc.org](http://www.harmonydc.org)

**Grades Served:** K–5 (*Accepting all*)

### School Hours:

8:30 a.m.–3:50 p.m.  
*Before and after care available*

**School Uniform:** Required

**SY 2016-17 Enrollment:** 97

### Student Demographics:

96% Black, non-Hispanic  
3% Hispanic/Latino  
1% Asian

### 2017 PARCC Scores:

Math 20%      ELA 11%  
(% met or exceeded expectations)


### Charter Performance Tier:

2017	2016
<b>3</b> 30.8%	<b>2</b> 38.5%

### Specialized Programs:

STEM Focus

### Metro/Bus Service:

 80, 90, 92, 93, G8, P6, X3

 *School Shuttle Service is available*

## Hart Middle School

601 Mississippi Ave. SE | Ward 8  
202-671-6426 | [www.charleshartmiddle.org](http://www.charleshartmiddle.org)

**Grades Served:** 6–8 (Accepting all)

### School Hours:

8:45 a.m.–3:15 p.m.  
After care available

**School Uniform:** Required

**SY 2016-17 Enrollment:** 349

### Student Demographics:

99% Black, non-Hispanic  
1% Hispanic/Latino  
<1% Multiracial


### 2017 PARCC Scores:

Math 2%                      ELA 6%  
(% met or exceeded expectations)

### Specialized Programs:

Extended Year, Interscholastic Sports

### Metro/Bus Service:

 A2, A6, A7, A8, A9, W1, W2, W3, W4

## Hearst Elementary School

3950 37th St. NW | Ward 3  
202-282-0106 | [www.hearstes.org](http://www.hearstes.org)

**Grades Served:** PK4–5 (Accepting all)

### School Hours:

8:45 a.m.–3:15 p.m.  
Before and after care available

**School Uniform:** Not Required

**SY 2016-17 Enrollment:** 312

### Student Demographics:

34% Black, non-Hispanic  
9% Hispanic/Latino  
42% White, non-Hispanic  
7% Asian  
1% Native American/Alaska Native  
7% Multiracial


### 2017 PARCC Scores:

Math 61%                      ELA 67%  
(% met or exceeded expectations)

### Specialized Programs:

Interscholastic Sports

### Metro/Bus Service:

 30N, 30S, 31, 33, 37, 96, D32, H2,  
H3, H4, W47

DCPS

## Hendley Elementary School

425 Chesapeake St. SE | Ward 8  
202-645-3450  
profiles.dcps.dc.gov/  
Hendley+Elementary+School

**Grades Served:** PK3–5 (Accepting all)

### School Hours:

8:45 a.m.–3:15 p.m.  
After care available

**School Uniform:** Required

**SY 2016-17 Enrollment:** 445

### Student Demographics:

**100%** Black, non-Hispanic  
**<1%** Asian  
**<1%** Multiracial


### 2017 PARCC Scores:

Math 4%                      ELA 4%  
(% met or exceeded expectations)

### Specialized Programs:

Extended Year

### Metro/Bus Service:

 A2, A6, A7, A8, A9, D12, D13, D14,  
NH1, P12, P18, P19, W1, W14

PCS

## Hope Community PCS – Lamond

6200 Kansas Ave. NE | Ward 4  
202-722-4421 | www.hopcommunitycs.org

**Grades Served:** PK3–5 (Accepting all)

### School Hours:

7:45 a.m.–4:00 p.m.  
Before and after care available

**School Uniform:** Required

**SY 2016-17 Enrollment:** 321

### Student Demographics:

**88%** Black, non-Hispanic  
**12%** Hispanic/Latino  
**1%** Multiracial

### 2017 PARCC Scores:

Math 18%                      ELA 36%  
(% met or exceeded expectations)



### Charter Performance Tier:

2017	2016
 <b>59.5%</b>	 <b>47.2%</b>

### Specialized Programs:

Interscholastic Sports

### Metro/Bus Service:

 F1, K2, K6  
 Fort Totten; Takoma

PCS

## Hope Community PCS – Tolson

2917 8th St. NE | Ward 5

202-832-7370 | [www.hopecommunitycs.org](http://www.hopecommunitycs.org)

**Grades Served:** PK3–8 (Accepting all)

### School Hours:

8:00 a.m.–4:00 p.m.

Before and after care available

**School Uniform:** Required

**SY 2016-17 Enrollment:** 561

### Student Demographics:

94% Black, non-Hispanic

6% Hispanic/Latino

<1% Native American/Alaska Native

### 2017 PARCC Scores:

Math 12%

ELA 20%

(% met or exceeded expectations)

### Charter Performance Tier:

2017

2016

**2** 52.7%

**2** 54.6%

### Specialized Programs:

Interscholastic Sports

### Metro/Bus Service:

 G8, G14

 Brookland–CUA; Rhode Island Ave

DCPS

## Houston Elementary School

1100 50th Pl. NE | Ward 7

202-671-6170 | [profiles.dcps.dc.gov/Houston+Elementary+School](http://profiles.dcps.dc.gov/Houston+Elementary+School)

**Grades Served:** PK3–5 (Accepting all)

### School Hours:

8:45 a.m.–3:15 p.m.

After care available

**School Uniform:** Required

**SY 2016-17 Enrollment:** 299

### Student Demographics:

97% Black, non-Hispanic

3% Hispanic/Latino

<1% White, non-Hispanic

### 2017 PARCC Scores:

Math 13%

ELA 10%


(% met or exceeded expectations)


### Specialized Programs:

Dual Language/Immersion,

Interscholastic Sports

### Metro/Bus Service:

 R12, U4, U7, V14, W4

 Deanwood

**Note:** Houston started a Dual Language program in SY16-17. All PK3–K seats offered are part of the Dual Language program in SY18-19.

PCS

# Howard University Middle School of Mathematics and Science PCS

405 Howard Pl. NW | Ward 1  
202-806-7725 | hu-ms2.org

**Grades Served:** 6–8 (*Accepting all*)

## School Hours:

8:00 a.m.–4:30 p.m.

**School Uniform:** Required

**SY 2016-17 Enrollment:** 278

## Student Demographics:

**96%** Black, non-Hispanic  
**3%** Hispanic/Latino  
**<1%** Asian  
**<1%** Multiracial

## 2017 PARCC Scores:

Math 23%      ELA 20%  
(% met or exceeded expectations)



## Charter Performance Tier:

2017	2016
<b>2</b> <b>51.9%</b>	<b>2</b> <b>39.1%</b>

## Specialized Programs:

STEM Focus

## Metro/Bus Service:

 70, 79, Howard University Shuttle from Metro  
 Shaw–Howard U

 School Shuttle Service is available

DCPS

# Hyde-Addison Elementary School

3219 O St. NW | Ward 2  
202-282-0170 | www.hyde-addison.org

**Grades Served:** PK3–5 (*Accepting all*)

## School Hours:

8:45 a.m.–3:15 p.m.  
*Before and after care available*

**School Uniform:** Not Required

**SY 2016-17 Enrollment:** 329

## Student Demographics:

**31%** Black, non-Hispanic  
**14%** Hispanic/Latino  
**45%** White, non-Hispanic  
**7%** Asian  
**1%** Native American/Alaska Native  
**3%** Multiracial


## 2017 PARCC Scores:

Math 61%      ELA 59%  
(% met or exceeded expectations)

## Specialized Programs:

Interscholastic Sports

## Metro/Bus Service:

 52, 53, 54, 63, 64, 70, 79, 90, 92, 96,  
H1, H2, H3, H4, H8, S1, S2, S4, S9, X3

**Note:** Hyde-Addison will be temporarily located at 2501 11th St. NW for SY18-19.

## Ideal Academy PCS

6130 North Capitol St. NW | Ward 4  
202-729-6660 | [www.iapcs.com](http://www.iapcs.com)

**Grades Served:** PK3–8 (Accepting all)

### School Hours:

8:30 a.m.–4:00 p.m.  
Before and after care available

**School Uniform:** Required

**SY 2016-17 Enrollment:** 300

### Student Demographics:

96% Black, non-Hispanic  
3% Hispanic/Latino  
<1% White, non-Hispanic  
1% Asian

### 2017 PARCC Scores:

Math 9%                      ELA 8%  
(% met or exceeded expectations)




### Charter Performance Tier:

2017	2016
<b>3</b> 33.8%	<b>2</b> 38.8%

### Specialized Programs:

Interscholastic Sports

### Metro/Bus Service:

 F1, K4, K6  
 Fort Totten; Takoma  
 School Shuttle Service is available

## Ingenuity Prep PCS

4600 Livingston Rd. SE | Ward 8  
202-562-0391 | [www.ingenuityprep.org](http://www.ingenuityprep.org)

**Grades Served:** PK3–5 (Accepting all)

### School Hours:

MTWTh: 8:00 a.m.–4:10 p.m.  
F: 8:00 a.m.–1:00 p.m.  
Before and after care available

**School Uniform:** Required

**SY 2016-17 Enrollment:** 376

### Student Demographics:

97% Black, non-Hispanic  
1% Hispanic/Latino  
2% White, non-Hispanic

### 2017 PARCC Scores:

Math 40%                      ELA 27%  
(% met or exceeded expectations)



### Charter Performance Tier:

2017	2016
<b>2</b> 57.7%	<b>2</b> 63.7%

### Specialized Programs:

Extended Day, Extended Year

### Metro/Bus Service:

 A6, A8, A9, A46, A48, P17, P18, P19,  
W13, W14  
 Congress Heights

PCS

## Inspired Teaching Demonstration PCS

200 Douglas St. NE | Ward 5  
202-248-6825  
[www.inspiredteachingschool.org](http://www.inspiredteachingschool.org)

**Grades Served:** PK3–8 (Accepting all)

### School Hours:

PK3–4: 8:45 a.m.–3:15 p.m.  
5–8: 8:30 a.m.–3:30 p.m.  
*Before and after care available*

**School Uniform:** Not Required

**SY 2016-17 Enrollment:** 414

### Student Demographics:

**39%** Black, non-Hispanic  
**6%** Hispanic/Latino  
**45%** White, non-Hispanic  
**3%** Asian  
**8%** Multiracial

### 2017 PARCC Scores:

Math 35%      ELA 50%  
(% met or exceeded expectations)



### Charter Performance Tier:

2017	2016
<b>1</b> <b>68.9%</b>	<b>2</b> <b>58.6%</b>

### Specialized Programs:

Arts Integration, Interscholastic Sports

### Metro/Bus Service:

 80, D8, G8, H1, H2, H3, H4, P6  
 Brookland–CUA; Rhode Island Ave

DCPS

## J.O. Wilson Elementary School

660 K St. NE | Ward 6  
202-698-4733 | [jowilsondc.org](http://jowilsondc.org)

**Grades Served:** PK3–5 (Accepting all)

### School Hours:

8:45 a.m.–3:15 p.m.  
*Before and after care available*

**School Uniform:** Required

**SY 2016-17 Enrollment:** 495

### Student Demographics:

**82%** Black, non-Hispanic  
**6%** Hispanic/Latino  
**7%** White, non-Hispanic  
**1%** Asian  
**<1%** Native American/Alaska Native  
**3%** Multiracial


### 2017 PARCC Scores:

Math 30%      ELA 26%  
(% met or exceeded expectations)

### Specialized Programs:

Interscholastic Sports

### Metro/Bus Service:

 90, 92, D4, D8, X1, X2, X3, X9

## Janney Elementary School

4130 Albemarle St. NW | Ward 3  
202-282-0110 | [www.janneyschool.org](http://www.janneyschool.org)

**Grades Served:** PK4–5 (*Accepting all*)

### School Hours:

8:35 a.m.–3:15 p.m.  
*Before and after care available*

**School Uniform:** Not Required

**SY 2016-17 Enrollment:** 722

### Student Demographics:

5% Black, non-Hispanic  
7% Hispanic/Latino  
75% White, non-Hispanic  
4% Asian  
8% Multiracial



### 2017 PARCC Scores:

Math 80%      ELA 85%  
(% met or exceeded expectations)

### Specialized Programs:

Interscholastic Sports

### Metro/Bus Service:

 30N, 30S, 31, 37, 96, D32, H2, H3, H4, M4, N2, W45, W47  
 Tenleytown

## Jefferson Middle School Academy

801 7th St. SW | Ward 6  
202-729-3270 | [www.jeffersontrojans.org](http://www.jeffersontrojans.org)

**Grades Served:** 6–8 (*Accepting all*)

### School Hours:

8:30 a.m.–3:15 p.m.  
*After care available*

**School Uniform:** Required

**SY 2016-17 Enrollment:** 305

### Student Demographics:

95% Black, non-Hispanic  
2% Hispanic/Latino  
1% White, non-Hispanic  
1% Asian  
1% Multiracial



### 2017 PARCC Scores:

Math 15%      ELA 20%  
(% met or exceeded expectations)

### Specialized Programs:

International Baccalaureate,  
Interscholastic Sports

### Metro/Bus Service:

 52, 74, 5A, P6, V1, V5, W9, A9  
 L'Enfant Plaza



DCPS

## Johnson Middle School

1400 Bruce Pl. SE | Ward 8  
202-939-3140 | [www.johnsonmiddledc.com](http://www.johnsonmiddledc.com)

**Grades Served:** 6–8 (Accepting all)

### School Hours:

8:45 a.m.–3:15 p.m.

**School Uniform:** Required

**SY 2016-17 Enrollment:** 252

### Student Demographics:

95% Black, non-Hispanic  
4% Hispanic/Latino  
<1% Native Hawaiian/Pacific Islander  
1% Multiracial


### 2017 PARCC Scores:

Math 2%                      ELA 5%  
(% met or exceeded expectations)

### Specialized Programs:

Extended Year, Interscholastic Sports

### Metro/Bus Service:

 92, 94, D51, W1, W2, W3, W4, W6, W8

DCPS

## Kelly Miller Middle School

301 49th St. NE | Ward 7  
202-388-6870 | [www.kellymillerms.org](http://www.kellymillerms.org)

**Grades Served:** 6–8 (Accepting all)

### School Hours:

8:00 a.m.–3:15 p.m.  
After care available

**School Uniform:** Required

**SY 2016-17 Enrollment:** 449

### Student Demographics:

96% Black, non-Hispanic  
3% Hispanic/Latino  
<1% Native American/Alaska Native



### 2017 PARCC Scores:

Math 7%                      ELA 12%  
(% met or exceeded expectations)

### Specialized Programs:

Extended Year, Interscholastic Sports

### Metro/Bus Service:

 96, 97, U5, U6, U8, W4, X9  
 Benning Rd

## Ketcham Elementary School

1919 15th St. SE | Ward 8  
202-698-1122 | [profiles.dcps.dc.gov/  
Ketcham+Elementary+School](https://profiles.dcps.dc.gov/Ketcham+Elementary+School)

**Grades Served:** PK3–5 (Accepting all)

### School Hours:

8:45 a.m.–3:15 p.m.  
After care available

**School Uniform:** Required

**SY 2016-17 Enrollment:** 309


### Student Demographics:

**96%** Black, non-Hispanic  
**2%** Hispanic/Latino  
**<1%** Native Hawaiian/Pacific Islander  
**2%** Multiracial

### 2017 PARCC Scores:

Math 33%      ELA 13%  
(% met or exceeded expectations)

### Metro/Bus Service:

 90, 92, A31, A32, A33, A9, B2, P6, V2,  
V5, W6, W8, DC Circulator

## Key Elementary School

5001 Dana Pl. NW | Ward 3  
202-729-3280 | [www.keyschooldc.org/dcps](http://www.keyschooldc.org/dcps)

**Grades Served:** PK4–5 (Accepting all)

### School Hours:

8:45 a.m.–3:15 p.m.  
Before and after care available

**School Uniform:** Not Required

**SY 2016-17 Enrollment:** 397

### Student Demographics:

**11%** Black, non-Hispanic  
**11%** Hispanic/Latino  
**67%** White, non-Hispanic  
**4%** Asian  
**1%** Native American/Alaska Native  
**7%** Multiracial


### 2017 PARCC Scores:

Math 69%      ELA 77%  
(% met or exceeded expectations)

### Specialized Programs:

Interscholastic Sports

### Metro/Bus Service:

 D5, D6, M4

DCPS

## Kimball Elementary School

3375 Minnesota Ave. SE | Ward 7  
202-671-6260  
profiles.dcps.dc.gov/  
Kimball+Elementary+School

**Grades Served:** PK3–5 (Accepting all)

### School Hours:

8:45 a.m.–3:15 p.m.  
Before and after care available

**School Uniform:** Required

**SY 2016-17 Enrollment:** 372


### Student Demographics:

97% Black, non-Hispanic  
2% Hispanic/Latino  
<1% Native American/Alaska Native  
1% Multiracial

### 2017 PARCC Scores:

Math 15%      ELA 7%  
(% met or exceeded expectations)

### Metro/Bus Service:

 E32, S35, U5, U6, U8, V1, W4

**Note:** Kimball will be temporarily located at 4430 H St. SE for SY18-19.

DCPS

## King Elementary School

3200 6th St. SE | Ward 8  
202-939-4900 | kingdc.org

**Grades Served:** PK3–5 (Accepting all)

### School Hours:

8:45 a.m.–3:15 p.m.  
After care available

**School Uniform:** Required

**SY 2016-17 Enrollment:** 374

### Student Demographics:

98% Black, non-Hispanic  
2% Hispanic/Latino  
<1% White, non-Hispanic  
<1% Multiracial


### 2017 PARCC Scores:

Math 13%      ELA 10%  
(% met or exceeded expectations)

### Specialized Programs:

Extended Year, Interscholastic Sports

### Metro/Bus Service:

 A2, A4, A6, A7, A8, A9, W1, W2,  
W3, W4

 Congress Heights

**Note:** This school offers Early Action guaranteed PK3 and PK4.

## Kingsman Academy PCS

1375 E St. NE | Ward 6

202-547-1028 | [www.kingsmanacademy.org](http://www.kingsmanacademy.org)

**Grades Served:** 6–12 (Accepting 6–8)

### School Hours:

MTThF: 8:30 a.m.–3:30 p.m.

W: 8:30 a.m.–12:30 p.m.

**School Uniform:** Not Required

**SY 2016-17 Enrollment:** 216

### Student Demographics:

100% Black, non-Hispanic

<1% Asian

### 2017 PARCC Scores:

Math 0%

ELA 0%

(% met or exceeded expectations)

### Charter Performance Tier:

School did not receive a performance tier.

### Specialized Programs:

Interscholastic Sports

### Metro/Bus Service:

 B2, D6, X1, X8

 School Shuttle Service is available

**Note:** High school applicants to Kingsman Academy should contact the school directly to apply.

## KIPP DC – AIM Academy PCS

2600 Douglass Rd. SE | Ward 8

202-678-5477 | [www.kippdc.org](http://www.kippdc.org)

**Grades Served:** 5–8 (Accepting all)

### School Hours:

8:00 a.m.–4:15 p.m.

Before and after care available

**School Uniform:** Required

**SY 2016-17 Enrollment:** 373

### Student Demographics:

100% Black, non-Hispanic

### 2017 PARCC Scores:

Math 30%

ELA 29%

(% met or exceeded expectations)

### Charter Performance Tier:

2017

**2** 62.1%

2016

**2** 51.6%

### Specialized Programs:

Blended Learning, Extended Day,  
Extended Year, Interscholastic Sports

### Metro/Bus Service:

 93, 94, W2, W3, W6, W8

 Anacostia

PCS

## KIPP DC – Arts & Technology Academy PCS

5300 Blaine St. NE | Ward 7  
202-398-6811 | [www.kippdc.org](http://www.kippdc.org)

**Grades Served:** PK3–K (Accepting all)

### School Hours:

8:00 a.m.–4:15 p.m.  
Before and after care available

**School Uniform:** Required

**SY 2016-17 Enrollment:** 277

### Student Demographics:

**97%** Black, non-Hispanic  
**2%** Hispanic/Latino  
**<1%** Native Hawaiian/Pacific Islander

### 2017 PARCC Scores:

Students do not take PARCC before grade 3.



### Charter Performance Tier:

2017	2016
<b>1</b> 82%	<b>1</b> 85.4%

### Specialized Programs:

Blended Learning, Extended Day, Extended Year

### Metro/Bus Service:

 96, 97, U5, U6, W4  
 Benning Rd; Capitol Heights

PCS

## KIPP DC – Connect Academy PCS

1375 Mt. Olivet Rd. NE | Ward 5  
202-396-5477 | [www.kippdc.org](http://www.kippdc.org)

**Grades Served:** PK3–K (Accepting all)

### School Hours:

8:00 a.m.–4:15 p.m.  
Before and after care available

**School Uniform:** Required

**SY 2016-17 Enrollment:** 325

### Student Demographics:

**95%** Black, non-Hispanic  
**4%** Hispanic/Latino  
**1%** White, non-Hispanic

### 2017 PARCC Scores:

Students do not take PARCC before grade 3.


### Charter Performance Tier:

2017	2016
<b>1</b> 87.4%	<b>1</b> 91.9%

### Specialized Programs:

Blended Learning, Extended Day, Extended Year

### Metro/Bus Service:

 B2, D8

PCS

## KIPP DC – Discover Academy PCS

2600 Douglass Rd. SE | Ward 8  
202-678-7735 | www.kippdc.org

**Grades Served:** PK3–K (Accepting all)

### School Hours:

8:00 a.m.–4:15 p.m.  
Before and after care available

**School Uniform:** Required

**SY 2016-17 Enrollment:** 352

### Student Demographics:

99% Black, non-Hispanic  
1% Hispanic/Latino  
<1% White, non-Hispanic  
<1% Native American/Alaska Native

### 2017 PARCC Scores:

Students do not take PARCC before grade 3.



### Charter Performance Tier:

2017	2016
<b>1</b> 77.6%	<b>1</b> 89.2%

### Specialized Programs:

Blended Learning, Extended Day, Extended Year

### Metro/Bus Service:

 93, 94, W2, W3, W6, W8  
 Anacostia

PCS

## KIPP DC – Grow Academy PCS

421 P St. NW | Ward 6  
202-986-4769 | www.kippdc.org

**Grades Served:** PK3–K (Accepting all)

### School Hours:

8:00 a.m.–4:15 p.m.  
Before and after care available

**School Uniform:** Required

**SY 2016-17 Enrollment:** 328

### Student Demographics:

95% Black, non-Hispanic  
2% Hispanic/Latino  
2% White, non-Hispanic  
1% Asian  
<1% Native American/Alaska Native

### 2017 PARCC Scores:

Students do not take PARCC before grade 3.



### Charter Performance Tier:

2017	2016
<b>1</b> 84.0%	<b>1</b> 75.8%

### Specialized Programs:

Blended Learning, Extended Day, Extended Year

### Metro/Bus Service:

 90, 92, 96, G2, G8, X3  
 Shaw–Howard U

PCS

## KIPP DC – Heights Academy PCS

2600 Douglass Rd. SE | Ward 8  
202-610-5323 | www.kippdc.org

**Grades Served:** 1–4 (Accepting all)

### School Hours:

8:00 a.m.–4:15 p.m.  
Before and after care available

**School Uniform:** Required

**SY 2016-17 Enrollment:** 461

### Student Demographics:

100% Black, non-Hispanic  
<1% Hispanic/Latino

### 2017 PARCC Scores:

Math 65%      ELA 37%  
(% met or exceeded expectations)



### Charter Performance Tier:

2017	2016
<b>1</b> 72%	<b>1</b> 71.4%

### Specialized Programs:

Blended Learning, Extended Day,  
Extended Year

### Metro/Bus Service:

 93, 94, W2, W3, W6, W8  
 Anacostia

PCS

## KIPP DC – KEY Academy PCS

4801 Benning Rd. SE | Ward 7  
202-582-5477 | www.kippdc.org

**Grades Served:** 5–8 (Accepting all)

### School Hours:

8:00 a.m.–4:15 p.m.

**School Uniform:** Required

**SY 2016-17 Enrollment:** 337

### Student Demographics:

98% Black, non-Hispanic  
1% Hispanic/Latino  
<1% Multiracial

### 2017 PARCC Scores:

Math 40%      ELA 39%  
(% met or exceeded expectations)



### Charter Performance Tier:

2017	2016
<b>2</b> 61.5%	<b>1</b> 65.5%

### Specialized Programs:

Blended Learning, Extended Day,  
Extended Year, Interscholastic Sports

### Metro/Bus Service:

 U5, U6, U8, W4  
 Benning Rd

PCS

## KIPP DC – Lead Academy PCS

421 P St. NW | Ward 6  
202-223-4505 | [www.kippdc.org](http://www.kippdc.org)

**Grades Served:** 1–4 (*Accepting all*)

### School Hours:

8:00 a.m.–4:15 p.m.  
*Before and after care available*

**School Uniform:** Required

**SY 2016-17 Enrollment:** 418

### Student Demographics:

**95%** Black, non-Hispanic  
**4%** Hispanic/Latino  
**1%** White, non-Hispanic  
**1%** Asian

### 2017 PARCC Scores:

Math 61%      ELA 39%  
(% met or exceeded expectations)



### Charter Performance Tier:

2017	2016
<b>2</b> 58.3%	<b>2</b> 60.9%

### Specialized Programs:

Blended Learning, Extended Day,  
Extended Year

### Metro/Bus Service:

 90, 92, 96, G2, G8, X3  
 Shaw–Howard U

PCS

## KIPP DC – LEAP Academy PCS

4801 Benning Rd. SE | Ward 7  
202-582-5327 | [www.kippdc.org](http://www.kippdc.org)

**Grades Served:** PK3–PK4 (*Accepting all*)

### School Hours:

8:00 a.m.–4:15 p.m.  
*After care available*

**School Uniform:** Required

**SY 2016-17 Enrollment:** 198

### Student Demographics:

**94%** Black, non-Hispanic  
**6%** Hispanic/Latino

### 2017 PARCC Scores:

Students do not take PARCC  
before grade 3.

### Charter Performance Tier:

2017	2016
<b>1</b> 65.7%	<i>School did not receive a performance tier.</i>

### Specialized Programs:

Blended Learning, Extended Day,  
Extended Year

### Metro/Bus Service:

 U5, U6, U8, W4  
 Benning Rd



## PCS

## KIPP DC – Northeast Academy PCS

1375 Mt. Olivet Rd. NE | Ward 5  
202-398-5477 | [www.kippdc.org](http://www.kippdc.org)

**Grades Served:** 5–8 (Accepting all)

### School Hours:

8:00 a.m.–4:15 p.m.  
Before and after care available

**School Uniform:** Required

**SY 2016-17 Enrollment:** 326

### Student Demographics:

97% Black, non-Hispanic  
2% Hispanic/Latino  
1% Asian  
<1% Native American/Alaska Native

### 2017 PARCC Scores:

Math 17%      ELA 39%  
(% met or exceeded expectations)


### Charter Performance Tier:

2017	2016
<b>1</b> 69.3%	<b>1</b> 74.7%

### Specialized Programs:

Blended Learning, Extended Day,  
Extended Year, Interscholastic Sports

### Metro/Bus Service:

 B2, D8

## PCS

## KIPP DC – Promise Academy PCS

4801 Benning Rd. SE | Ward 7  
202-582-1390 | [www.kippdc.org](http://www.kippdc.org)

**Grades Served:** K–4 (Accepting all)

### School Hours:

8:00 a.m.–4:15 p.m.  
After care available

**School Uniform:** Required

**SY 2016-17 Enrollment:** 525

### Student Demographics:

98% Black, non-Hispanic  
2% Hispanic/Latino  
<1% Multiracial

### 2017 PARCC Scores:

Math 74%      ELA 45%  
(% met or exceeded expectations)



### Charter Performance Tier:

2017	2016
<b>1</b> 83.7%	<b>1</b> 90%

### Specialized Programs:

Blended Learning, Extended Day,  
Extended Year

### Metro/Bus Service:

 U5, U6, U8, W4  
 Benning Rd

PCS

## KIPP DC – Quest Academy PCS

5300 Blaine St. NE | Ward 7  
202-398-6811 | www.kippdc.org

**Grades Served:** 1–4 (*Accepting all*)

### School Hours:

8:00 a.m.–4:15 p.m.  
*Before and after care available*

**School Uniform:** Required

**SY 2016-17 Enrollment:** 365

### Student Demographics:

**98%** Black, non-Hispanic  
**1%** Hispanic/Latino  
**<1%** White, non-Hispanic  
**1%** Native American/Alaska Native  
**<1%** Native Hawaiian/Pacific Islander

### 2017 PARCC Scores:

Math 49%      ELA 24%  
(% met or exceeded expectations)



### Charter Performance Tier:

2017	2016
<b>1</b> 67%	<b>1</b> 71.2%

### Specialized Programs:

Blended Learning, Extended Day,  
Extended Year

### Metro/Bus Service:

 96, 97, U5, U6, W4  
 Benning Rd; Capitol Heights

PCS

## KIPP DC – Spring Academy PCS

1375 Mt. Olivet Rd. NE | Ward 5  
202-397-5477 | www.kippdc.org

**Grades Served:** 1–4 (*Accepting all*)

### School Hours:

8:00 a.m.–4:15 p.m.  
*Before and after care available*

**School Uniform:** Required

**SY 2016-17 Enrollment:** 335

### Student Demographics:

**96%** Black, non-Hispanic  
**3%** Hispanic/Latino  
**1%** Native American/Alaska Native

### 2017 PARCC Scores:

Math 65%      ELA 25%  
(% met or exceeded expectations)

### Charter Performance Tier:

2017	2016
<b>1</b> 69.5%	<b>2</b> 55.8%

### Specialized Programs:

Blended Learning, Extended Day,  
Extended Year

### Metro/Bus Service:

 B2, D8

PCS

## KIPP DC – Valor Academy PCS

5300 Blaine St. NE | Ward 7  
202-398-6811 | [www.kippdc.org](http://www.kippdc.org)

**Grades Served:** 5–8 (*Accepting all*)

### School Hours:

8:00 a.m.–4:15 p.m.  
*Before and after care available*

**School Uniform:** Required

**SY 2016-17 Enrollment:** 223

### Student Demographics:

**98%** Black, non-Hispanic  
**2%** Hispanic/Latino

### 2017 PARCC Scores:

Math 16%      ELA 22%  
(% met or exceeded expectations).



### Charter Performance Tier:

2017	2016
<b>2</b> <b>49.8%</b>	<i>School did not receive a performance tier.</i>

### Specialized Programs:

Blended Learning, Extended Day,  
Extended Year, Interscholastic Sports

### Metro/Bus Service:

 96, 97, U5, U6, W4  
 Benning Rd; Capitol Heights

PCS

## KIPP DC – WILL Academy PCS

421 P St. NW | Ward 6  
202-328-9455 | [www.kippdc.org](http://www.kippdc.org)

**Grades Served:** 5–8 (*Accepting all*)

### School Hours:

8:00 a.m.–4:15 p.m.  
*After care available*

**School Uniform:** Required

**SY 2016-17 Enrollment:** 346

### Student Demographics:

**97%** Black, non-Hispanic  
**2%** Hispanic/Latino  
**<1%** White, non-Hispanic  
**<1%** Asian

### 2017 PARCC Scores:

Math 27%      ELA 22%  
(% met or exceeded expectations).



### Charter Performance Tier:

2017	2016
<b>2</b> <b>50.1%</b>	<b>2</b> <b>55.3%</b>

### Specialized Programs:

Blended Learning, Extended Day,  
Extended Year, Interscholastic Sports

### Metro/Bus Service:

 90, 92, 96, G2, G8, X3  
 Shaw–Howard U

## Kramer Middle School

1700 Q St. SE | Ward 8

202-939-3150 | [www.kramerms.org](http://www.kramerms.org)

**Grades Served:** 6–8 (*Accepting all*)

### School Hours:

8:45 a.m.–3:15 p.m.

**School Uniform:** Required

**SY 2016-17 Enrollment:** 193

### Student Demographics:

**98%** Black, non-Hispanic

**2%** Hispanic/Latino


### 2017 PARCC Scores:

Math 0%                      ELA 2%  
(% met or exceeded expectations)

### Specialized Programs:

Interscholastic Sports

### Metro/Bus Service:

 30S, 32, 34, 92, A31, B2, M6, V2, V5,  
W6, DC Circulator

## Lafayette Elementary School

5701 Broad Branch Rd. NW | Ward 4

202-282-0116 | [www.lafayettehsa.org](http://www.lafayettehsa.org)

**Grades Served:** PK4–5 (*Accepting all*)

### School Hours:

8:45 a.m.–3:15 p.m.

*Before and after care available*

**School Uniform:** Not Required

**SY 2016-17 Enrollment:** 761

### Student Demographics:

**10%** Black, non-Hispanic

**7%** Hispanic/Latino

**70%** White, non-Hispanic

**5%** Asian

**<1%** Native American/Alaska Native

**<1%** Native Hawaiian/Pacific Islander

**7%** Multiracial


### 2017 PARCC Scores:

Math 82%                      ELA 77%  
(% met or exceeded expectations)

### Specialized Programs:

Interscholastic Sports

### Metro/Bus Service:

 E4, E6, L1, L2, M4

## Langdon Elementary School

1900 Evarts St. NE | Ward 5  
202-576-6048 | [www.langdondc.com](http://www.langdondc.com)

**Grades Served:** PK3–5 (Accepting all)

### School Hours:

8:45 a.m.–3:15 p.m.  
*Before and after care available*

**School Uniform:** Required

**SY 2016-17 Enrollment:** 323

### Student Demographics:

**85%** Black, non-Hispanic  
**13%** Hispanic/Latino  
**1%** White, non-Hispanic  
**1%** Multiracial


### 2017 PARCC Scores:

Math 13%      ELA 14%  
*(% met or exceeded expectations)*

### Specialized Programs:

Interscholastic Sports, Montessori

### Metro/Bus Service:

 83, 86, B8, B9, E2, G9, H6, T14, T18

**Note:** This school offers a Montessori program and a traditional program. You may apply to one or both. This school offers Early Action guaranteed PK3 and PK4 at the traditional program only.

## Langley Elementary School

101 T St. NE | Ward 5  
202-724-4223 | [www.langleyelementary.org](http://www.langleyelementary.org)

**Grades Served:** PK3–5 (Accepting all)

### School Hours:

8:15 a.m.–3:15 p.m.  
*Before and after care available*

**School Uniform:** Required

**SY 2016-17 Enrollment:** 284


### Student Demographics:

**86%** Black, non-Hispanic  
**7%** Hispanic/Latino  
**5%** White, non-Hispanic  
**1%** Asian  
**1%** Multiracial

### 2017 PARCC Scores:

Math 7%      ELA 13%  
*(% met or exceeded expectations)*

### Metro/Bus Service:

 80, 90, 92, G8, G9, M31, P6, X3

**Note:** This school offers Early Action guaranteed PK3 and PK4.

## LaSalle-Backus Education Campus

501 Riggs Rd. NE | Ward 4  
202-671-6340 | [profiles.dcps.dc.gov/  
lasalle-backus+education+campus](https://profiles.dcps.dc.gov/lasalle-backus+education+campus)

**Grades Served:** PK3–8 (Accepting all)

### School Hours:

8:45 a.m.–3:15 p.m.  
After care available

**School Uniform:** Required

**SY 2016-17 Enrollment:** 369

### Student Demographics:

52% Black, non-Hispanic  
46% Hispanic/Latino  
1% White, non-Hispanic  
1% Native American/Alaska Native  
1% Multiracial


### 2017 PARCC Scores:

Math 15%      ELA 13%  
(% met or exceeded expectations)

### Specialized Programs:

Interscholastic Sports

### Metro/Bus Service:

 E4, F1, F2, K6, K9, R1, R2

## Leckie Elementary School

4201 Martin Luther King Ave. SW | Ward 8  
202-645-3330 | [www.leckielionsdc.org](http://www.leckielionsdc.org)

**Grades Served:** PK3–8 (Accepting PK3–5)

### School Hours:

8:45 a.m.–3:15 p.m.  
Before and after care available

**School Uniform:** Not Required

**SY 2016-17 Enrollment:** 552

### Student Demographics:

78% Black, non-Hispanic  
7% Hispanic/Latino  
8% White, non-Hispanic  
<1% Asian  
<1% Native American/Alaska Native  
1% Native Hawaiian/Pacific Islander  
5% Multiracial

### 2017 PARCC Scores:

Math 15%      ELA 28%  
(% met or exceeded expectations)

### Specialized Programs:

Interscholastic Sports

### Metro/Bus Service:

 A2, A4, A8, A9, W1, W5, W9

PCS

## Lee Montessori PCS

3025 4th St. NE | Ward 5

202-779-9740 | [www.leemontessori.org](http://www.leemontessori.org)

**Grades Served:** PK3–5 (Accepting all)

### School Hours:

8:30 a.m.–3:45 p.m.

*Before and after care available*

**School Uniform:** Required

**SY 2016-17 Enrollment:** 145

### Student Demographics:

**40%** Black, non-Hispanic

**6%** Hispanic/Latino

**42%** White, non-Hispanic

**3%** Asian

**1%** Native Hawaiian/Pacific Islander

**8%** Multiracial

### 2017 PARCC Scores:

PARCC scores not displayed if school tested fewer than 25 students.

### Charter Performance Tier:

2017

**2** **61.8%**


2016

*School did not receive a performance tier.*

### Specialized Programs:

Montessori

### Metro/Bus Service:

 D8, G8, 80, H1, H2, H3, H4

 Brookland–CUA; Rhode Island Ave

DCPS

## Ludlow-Taylor Elementary School

659 G St. NE | Ward 6

202-698-3244 | [www.ludlowtaylor.org](http://www.ludlowtaylor.org)

**Grades Served:** PK3–5 (Accepting all)

### School Hours:

8:45 a.m.–3:15 p.m.

*After care available*

**School Uniform:** Required

**SY 2016-17 Enrollment:** 373

### Student Demographics:

**59%** Black, non-Hispanic

**6%** Hispanic/Latino

**29%** White, non-Hispanic

**2%** Asian

**5%** Multiracial

### 2017 PARCC Scores:

Math 42%

ELA 61%


*(% met or exceeded expectations)*

### Specialized Programs:

Interscholastic Sports

### Metro/Bus Service:

 90, 92, D4, D6, D8, X1, X2, X9

 Union Station

## MacFarland Middle School

4400 Iowa Ave. NW | Ward 4  
202-576-6130 | [profiles.dcps.dc.gov/  
MacFarland+Middle+School](https://profiles.dcps.dc.gov/MacFarland+Middle+School)

**Grades Served:** 6-8 (Accepting all)

### School Hours:

8:45 a.m.–3:15 p.m.

**School Uniform:** Not Required

**SY 2016-17 Enrollment:** 69

### Student Demographics:

13% Black, non-Hispanic

87% Hispanic/Latino


### 2017 PARCC Scores:


Math 8%      ELA 19%  
(% met or exceeded expectations)

### Specialized Programs:

Dual Language/Immersion,  
Interscholastic Sports

### Metro/Bus Service:

 52, 53, 54, 60, 62, 63, 70, 79, D33, S1,  
S2, S4, S9, W45

 Georgia Ave-Petworth

**Note:** MacFarland will expand to 8th grade in SY18-19. This school offers a dual language program and a traditional program. You may apply to one or both in grade 6.

## Malcolm X Elementary School @ Green

1500 Mississippi Ave. SE | Ward 8  
202-645-3409 | [profiles.dcps.dc.gov/  
Malcolm+X+Elementary+School+@+Green](https://profiles.dcps.dc.gov/Malcolm+X+Elementary+School+@+Green)

**Grades Served:** PK3–5 (Accepting all)

### School Hours:

8:30 a.m.–4:15 p.m.  
*Before and after care available*

**School Uniform:** Required

**SY 2016-17 Enrollment:** 237

### Student Demographics:

100% Black, non-Hispanic

<1% Native American/Alaska Native


### 2017 PARCC Scores:

Math 10%      ELA 6%  
(% met or exceeded expectations)

### Specialized Programs:

Interscholastic Sports

### Metro/Bus Service:

 92, 94, D51, W1, W2, W3, W4



DCPS

## Mann Elementary School

4430 Newark St. NW | Ward 3  
202-282-0126 | [www.horacemanndc.org](http://www.horacemanndc.org)

**Grades Served:** PK4–5 (Accepting all)

### School Hours:

8:45 a.m.–3:15 p.m.  
*Before and after care available*

**School Uniform:** Not Required

**SY 2016-17 Enrollment:** 379

### Student Demographics:

12% Black, non-Hispanic  
13% Hispanic/Latino  
65% White, non-Hispanic  
7% Asian  
<1% Native American/Alaska Native  
3% Multiracial

### 2017 PARCC Scores:

Math 76%      ELA 79%  
*(% met or exceeded expectations)*

### Metro/Bus Service:

 M4, N2, N4, N6

DCPS

## Marie Reed Elementary School

2201 18th St. NW | Ward 1  
202-673-7308 | [www.mariereedes.org](http://www.mariereedes.org)

**Grades Served:** PK3–5 (Accepting all)

### School Hours:

8:45 a.m.–3:15 p.m.  
*Before and after care available*

**School Uniform:** Required

**SY 2016-17 Enrollment:** 398

### Student Demographics:

15% Black, non-Hispanic  
63% Hispanic/Latino  
13% White, non-Hispanic  
6% Asian  
1% Native American/Alaska Native  
<1% Native Hawaiian/Pacific Islander  
3% Multiracial


### 2017 PARCC Scores:

Math 46%      ELA 39%  
*(% met or exceeded expectations)*

### Specialized Programs:

Dual Language/Immersion  
Interscholastic Sports

### Metro/Bus Service:

 42, 43, L1, H1, 90, 96, S1, S2, S4, S9,  
X3, DC Circulator

**Note:** This school offers a dual language program and a traditional program. You may apply to one or both.

## Maury Elementary School

1250 Constitution Ave. NE | Ward 6  
202-698-3838 | [www.mauryelementary.com](http://www.mauryelementary.com)

**Grades Served:** PK3–5 (Accepting all)

### School Hours:

8:40 a.m.–3:15 p.m.  
Before and after care available

**School Uniform:** Required

**SY 2016-17 Enrollment:** 387

### Student Demographics:

28% Black, non-Hispanic  
5% Hispanic/Latino  
57% White, non-Hispanic  
3% Asian  
<1% Native Hawaiian/Pacific Islander  
6% Multiracial


### 2017 PARCC Scores:

Math 58%      ELA 61%  
(% met or exceeded expectations)

### Specialized Programs:

Interscholastic Sports

### Metro/Bus Service:

 90, 92, 96, 97, B2, D6, X8

**Note:** Maury will be temporarily located at 1830 Constitution Ave. NE for SY18-19.

## McKinley Middle School

151 T St. NE | Ward 5  
202-281-3950 | [www.mckinleytech.org](http://www.mckinleytech.org)

**Grades Served:** 6-8 (Accepting all)

### School Hours:

8:45 a.m.–3:15 p.m.

**School Uniform:** Required

**SY 2016-17 Enrollment:** 213

### Student Demographics:

92% Black, non-Hispanic  
6% Hispanic/Latino  
<1% White, non-Hispanic  
1% Asian

### 2017 PARCC Scores:

Math 5%      ELA 19%  
(% met or exceeded expectations)

### Specialized Programs:

Interscholastic Sports, STEM Focus

### Metro/Bus Service:

 80, 90, 92, G8, G9, M31, P6, X3

PCS

## Meridian Public Charter School – Elementary School

2120 13th St. NW | Ward 1  
202-387-9830 | [www.meridian-dc.org](http://www.meridian-dc.org)

**Grades Served:** PK3–6 (Accepting all)

### School Hours:

8:30 a.m.–3:30 p.m.  
Before and after care available

**School Uniform:** Required

**SY 2016-17 Enrollment:** 599

### Student Demographics:

62% Black, non-Hispanic  
34% Hispanic/Latino  
2% White, non-Hispanic  
2% Asian  
<1% Native American/Alaska Native  
1% Multiracial

### 2017 PARCC Scores:

Math 11%      ELA 19%  
(% met or exceeded expectations)



### Charter Performance Tier:

2017	2016
<b>2</b> 51.2%	<b>2</b> 41.8%

### Specialized Programs:

Interscholastic Sports

### Metro/Bus Service:

 52, 53, 54, 90, 92, 93, 96  
 U Street

PCS

## Meridian Public Charter School – Middle School

3029 14th St. NW | Ward 1  
202-793-2667 | [www.meridian-dc.org](http://www.meridian-dc.org)

**Grades Served:** 7–8 (Accepting all)

### School Hours:

8:10 a.m.–3:15 p.m.  
Before and after care available

**School Uniform:** Required

**SY 2016-17 Enrollment:** 93

### Student Demographics:

62% Black, non-Hispanic  
34% Hispanic/Latino  
2% White, non-Hispanic  
2% Asian  
<1% Native American/Alaska Native  
1% Multiracial

### 2017 PARCC Scores:

Math 11%      ELA 19%  
(% met or exceeded expectations)



### Charter Performance Tier:

2017	2016
<b>2</b> 51.2%	<b>2</b> 41.8%

### Specialized Programs:

Interscholastic Sports

### Metro/Bus Service:

 52, 53, 54, H2  
 Columbia Heights

## Miner Elementary School

601 15th St. NE | Ward 6

202-397-3960 | [www.minerelementary.org](http://www.minerelementary.org)

**Grades Served:** PK3–5 (*Accepting all*)

### School Hours:

8:45 a.m.–3:15 p.m.

*Before and after care available*

**School Uniform:** Required

**SY 2016-17 Enrollment:** 384

### Student Demographics:

**86%** Black, non-Hispanic

**4%** Hispanic/Latino

**8%** White, non-Hispanic

**1%** Asian

**2%** Multiracial

### 2017 PARCC Scores:


Math 16%      ELA 8%

*(% met or exceeded expectations)*

### Specialized Programs:

Interscholastic Sports

### Metro/Bus Service:

 B2, D4, D6, D8, X1, X2, X3, X8, X9

**Note:** This school offers Early Action guaranteed PK3 and PK4.

## Moten Elementary School

1565 Morris Rd. SE | Ward 8

202-698-1111 | [www.motenelementary.com](http://www.motenelementary.com)

**Grades Served:** PK3–5 (*Accepting all*)

### School Hours:

8:45 a.m.–3:15 p.m.

*After care available*

**School Uniform:** Required

**SY 2016-17 Enrollment:** 405

### Student Demographics:

**97%** Black, non-Hispanic

**2%** Hispanic/Latino

**<1%** Asian

**<1%** Native American/Alaska Native

### 2017 PARCC Scores:


Math 9%      ELA 7%

*(% met or exceeded expectations)*

### Specialized Programs:

Interscholastic Sports

### Metro/Bus Service:

 94, W2, W3, W6, W8

**Note:** This school offers Early Action guaranteed PK3 and PK4.

PCS

## Mundo Verde Bilingual PCS

30 P St. NW | Ward 5

202-750-7060 | [www.mundoverdepcs.org](http://www.mundoverdepcs.org)

**Grades Served:** PK3–5 (Accepting all)

### School Hours:

MTThF: 8:30 a.m.–3:30 p.m.

W: 8:30 a.m.–1:00 p.m.

*Before and after care available*

**School Uniform:** Required

**SY 2016-17 Enrollment:** 563

### Student Demographics:

22% Black, non-Hispanic

38% Hispanic/Latino

32% White, non-Hispanic

2% Asian

<1% Native American/Alaska Native

6% Multiracial

### 2017 PARCC Scores:

Math 42%

ELA 44%

*(% met or exceeded expectations)*

### Charter Performance Tier:

2017

**1** 71%


2016


**1** 72.5%

### Specialized Programs:

Dual Language/Immersion

### Metro/Bus Service:

 80, 90, 92, 93, P6, X3

 NoMa–Gallaudet U

 School Shuttle Service is available

DCPS

## Murch Elementary School

4810 36th St. NW | Ward 3

202-282-0130 | [www.murchschool.org](http://www.murchschool.org)

**Grades Served:** PK4-5 (Accepting all)

### School Hours:

8:00 a.m.–4:00 p.m.

**School Uniform:** Not Required

**SY 2016-17 Enrollment:** 572

### Student Demographics:

12% Black, non-Hispanic

10% Hispanic/Latino

59% White, non-Hispanic

10% Asian

<1% Native American/Alaska Native

2% Native Hawaiian/Pacific Islander

5% Multiracial

### 2017 PARCC Scores:

Math 73%


ELA 74%


*(% met or exceeded expectations)*

### Specialized Programs:

Interscholastic Sports

### Metro/Bus Service:

 D32, H2, L1, L2

 Van Ness-UDC

**DCPS**

## Nalle Elementary School

219 50th St. SE | Ward 7

202-671-6280 | [profiles.dcps.dc.gov/Nalle+Elementary+School](https://profiles.dcps.dc.gov/Nalle+Elementary+School)

Nalle+Elementary+School

**Grades Served:** PK3–5 (Accepting all)

### School Hours:

8:45 a.m.–3:15 p.m.

*Before and after care available*

**School Uniform:** Required

**SY 2016-17 Enrollment:** 391

### Student Demographics:

**92%** Black, non-Hispanic

**7%** Hispanic/Latino

**<1%** White, non-Hispanic

**<1%** Asian

**<1%** Native American/Alaska Native

### 2017 PARCC Scores:


Math 21%      ELA 14%

*(% met or exceeded expectations)*

### Specialized Programs:

Interscholastic Sports, Montessori

### Metro/Bus Service:

 96, 97, E32, U5, U6, U8, W4

**Note:** This school offers a Montessori program and a traditional program. You may apply to one or both.

**PCS**

## North Star College Preparatory Academy for Boys PCS

Location to be determined

202-505-9072 | [www.northstarboys.org](http://www.northstarboys.org)

**Grades Served:** 4 (Accepting all)

### School Hours:

MTThF: 8:30 a.m.–4:30 p.m.

W: 8:30 a.m.–2:30 p.m.

*Before and after care available*

**School Uniform:** Required

### SY 2016-17 Enrollment:

School is opening in 2018.

### Student Demographics:

School is opening in 2018.

### 2017 PARCC Scores:

School is opening in 2018.

### Charter Performance Tier:

School is opening in 2018.

### Specialized Programs:

Blended Learning, Extended Year, Interscholastic Sports

DCPS

## Noyes Elementary School

2725 10th St. NE | Ward 5  
202-281-2580 | [profiles.dcps.dc.gov/  
Noyes+Education+Campus](https://profiles.dcps.dc.gov/Noyes+Education+Campus)

**Grades Served:** PK3–5 (Accepting all)

### School Hours:

8:45 a.m.–3:15 p.m.  
After care available

**School Uniform:** Required

**SY 2016-17 Enrollment:** 197

### Student Demographics:

90% Black, non-Hispanic  
9% Hispanic/Latino  
1% Native American/Alaska Native


### 2017 PARCC Scores:

Math 24%      ELA 12%  
(% met or exceeded expectations)

### Specialized Programs:

Arts Integration, Interscholastic Sports

### Metro/Bus Service:

 83, 86, B8, B9, D8, G8, G9, H8, H9,  
M31, P6, S41, T14, T18

**Note:** This school offers Early Action guaranteed PK3 and PK4.

DCPS

## Orr Elementary School

2200 Minnesota Ave. SE | Ward 8  
202-671-6240 | [www.orr elementary.org](http://www.orr elementary.org)

**Grades Served:** PK3–5 (Accepting all)

### School Hours:

MTWTh: 8:40 a.m.–4:15 p.m.  
F: 8:40 a.m.–3:15 p.m.  
Before and after care available

**School Uniform:** Required

**SY 2016-17 Enrollment:** 408

### Student Demographics:

97% Black, non-Hispanic  
2% Hispanic/Latino  
<1% Asian  
<1% Multiracial


### 2017 PARCC Scores:

Math 14%      ELA 13%  
(% met or exceeded expectations)

### Specialized Programs:

Interscholastic Sports

### Metro/Bus Service:

 30N, 30S, 32, 34, 36, 39, A31, D51,  
B2, M6, V1, V2, V4, DC Circulator

## Oyster-Adams Bilingual School

DCPS

2020 19th St. NW and  
2801 Calvert St. NW | Ward 3  
202-671-6130  
[www.oysteradamsbilingual.org](http://www.oysteradamsbilingual.org)

**Grades Served:** PK4-8 (Accepting all)

### School Hours:

8:45 a.m.–3:15 p.m.  
*Before and after care available*

**School Uniform:** Not Required

**SY 2016-17 Enrollment:** 674

### Student Demographics:

5% Black, non-Hispanic  
58% Hispanic/Latino  
30% White, non-Hispanic  
2% Asian  
<1% Native American/Alaska Native  
4% Multiracial



### 2017 PARCC Scores:

Math 56%      ELA 68%  
(% met or exceeded expectations)

### Specialized Programs:

Dual Language/Immersion,  
Interscholastic Sports

### Metro/Bus Service:

 42, 43, 96, H1, L1, L2, X3  
 Woodley Park-Zoo

## Patterson Elementary School

DCPS

4399 South Capitol Terr. SW | Ward 8  
202-939-5280  
[sites.google.com/site/wbpatterson4399](https://sites.google.com/site/wbpatterson4399)

**Grades Served:** PK3–5 (Accepting all)

### School Hours:

8:45 a.m.–3:15 p.m.  
*After care available*

**School Uniform:** Required

**SY 2016-17 Enrollment:** 394

### Student Demographics:

99% Black, non-Hispanic  
1% Hispanic/Latino  
<1% Multiracial

### 2017 PARCC Scores:

Math 14%      ELA 10%  
(% met or exceeded expectations)

### Specialized Programs:

Interscholastic Sports

### Metro/Bus Service:

 A2, A4, A8, A9, W1, W5, W9



PCS

## Paul PCS – Middle School

5800 8th St. NW | Ward 4  
202-291-7499 | [www.paulcharter.org](http://www.paulcharter.org)

**Grades Served:** 6-8 (*Accepting all*)

### School Hours:

8:10 a.m.–3:35 p.m.

**School Uniform:** Required

**SY 2016-17 Enrollment:** 242

### Student Demographics:

**82%** Black, non-Hispanic  
**17%** Hispanic/Latino  
**1%** Asian

### 2017 PARCC Scores:

Math 15%      ELA 18%  
(% met or exceeded expectations)

### Charter Performance Tier:

2017	2016
<b>2</b> 45.3%	<b>2</b> 44.9%

### Specialized Programs:

Interscholastic Sports

### Metro/Bus Service:

 70, 79

DCPS

## Payne Elementary School

1445 C St. SE | Ward 6  
202-698-3262 | [paynedc.org](http://paynedc.org)

**Grades Served:** PK3–5 (*Accepting all*)

### School Hours:

8:45 a.m.–3:15 p.m.  
*Before and after care available*

**School Uniform:** Required

**SY 2016-17 Enrollment:** 300

### Student Demographics:

**76%** Black, non-Hispanic  
**4%** Hispanic/Latino  
**16%** White, non-Hispanic  
**4%** Multiracial



### 2017 PARCC Scores:

Math 26%      ELA 16%  
(% met or exceeded expectations)

### Specialized Programs:

Interscholastic Sports

### Metro/Bus Service:

 30N, 30S, 32, 34, 36, 39, 96, 97, B2,  
M6, V1, V4, DC Circulator  
 Stadium-Armory

**Note:** This school offers Early Action guaranteed PK3 and PK4.

**DCPS**

## Peabody Elementary School

425 C St. NE | Ward 6

202-698-3277

[www.capitolhillclusterschool.org](http://www.capitolhillclusterschool.org)

**Grades Served:** PK3–K (Accepting all)

### School Hours:

8:45 a.m.–3:15 p.m.

*Before and after care available*

**School Uniform:** Not Required

**SY 2016-17 Enrollment:** 230

### Student Demographics:

**26%** Black, non-Hispanic

**4%** Hispanic/Latino

**58%** White, non-Hispanic


**2%** Asian

**11%** Multiracial

### 2017 PARCC Scores:

Students do not take PARCC before grade 3.

### Metro/Bus Service:

 90, 92, 93, 96, 97, D6, X8,  
DC Circulator

 Union Station

**PCS**

## Perry Street Preparatory PCS

1800 Perry St. NE | Ward 5

202-529-4400 | [www.pspdc.org](http://www.pspdc.org)

**Grades Served:** PK3–8 (Accepting all)

### School Hours:

MTThF: 8:00 a.m.–4:00 p.m.

W: 8:00 a.m.–1:45 p.m.

*Before and after care available*

**School Uniform:** Required

**SY 2016-17 Enrollment:** 306

### Student Demographics:

**92%** Black, non-Hispanic

**5%** Hispanic/Latino

**1%** White, non-Hispanic

**<1%** Native American/Alaska Native

**1%** Multiracial

### 2017 PARCC Scores:

Math 11%                      ELA 17%  
(% met or exceeded expectations)

### Charter Performance Tier:

2017


**2** 51.8%

2016

**2** 39.4%

### Metro/Bus Service:

 E2, G8, H6, R4

 Brookland–CUA; Fort Totten

DCPS

## Plummer Elementary School

4601 Texas Ave. SE | Ward 7  
202-939-4360 | [profiles.dcps.dc.gov/  
Plummer+Elementary+School](https://profiles.dcps.dc.gov/Plummer+Elementary+School)

**Grades Served:** PK3–5 (Accepting all)

### School Hours:

8:30 a.m.–3:15 p.m.  
After care available

**School Uniform:** Required

**SY 2016-17 Enrollment:** 391

### Student Demographics:

91% Black, non-Hispanic  
9% Hispanic/Latino  
<1% White, non-Hispanic

### 2017 PARCC Scores:

Math 16%      ELA 10%  
(% met or exceeded expectations)

### Metro/Bus Service:

 E32, 96, 97, U5, U6, U8, V1, W4  
 Benning Rd

 School Shuttle Service is available

DCPS

## Powell Elementary School

1350 Upshur St. NW | Ward 4  
202-671-6270  
[www.powellbilingualelementary.com](http://www.powellbilingualelementary.com)

**Grades Served:** PK3–5 (Accepting all)

### School Hours:

8:45 a.m.–3:15 p.m.  
Before and after care available

**School Uniform:** Required

**SY 2016-17 Enrollment:** 534

### Student Demographics:

12% Black, non-Hispanic  
78% Hispanic/Latino  
7% White, non-Hispanic  
1% Asian  
1% Native American/Alaska Native  
2% Multiracial


### 2017 PARCC Scores:

Math 37%      ELA 15%  
(% met or exceeded expectations)

### Specialized Programs:

Dual Language/Immersion,  
Interscholastic Sports

### Metro/Bus Service:

 52, 53, 54, 60, 62, 63, 70, S1, S2, S4, S9

**Note:** This school offers a dual language program and a traditional program. You may apply to one or both in grades 3-5.

## Randle Highlands Elementary School

1650 30th St. SE | Ward 7

202-729-3250

[www.randlehighlandselementary.org](http://www.randlehighlandselementary.org)

**Grades Served:** PK3–5 (Accepting all)

### School Hours:

8:40 a.m.–3:15 p.m.

*Before and after care available*

**School Uniform:** Required

**SY 2016-17 Enrollment:** 333

### Student Demographics:

**98%** Black, non-Hispanic

**1%** Hispanic/Latino

**<1%** Multiracial

### 2017 PARCC Scores:

Math 18%


ELA 13%

*(% met or exceeded expectations)*

### Specialized Programs:

Blended Learning, Extended Year,  
Interscholastic Sports

### Metro/Bus Service:

 30N, 30S, 32, 34, 36, 39, B2, D51, M6,  
S35, V1, V2, V4

## Raymond Education Campus

915 Spring Rd. NW | Ward 4

202-576-6236

[www.raymondeducationcampus.org](http://www.raymondeducationcampus.org)

**Grades Served:** PK3–5, 7, 8 (Accepting all)

### School Hours:

8:45 a.m.–3:15 p.m.

*After care available*

**School Uniform:** Required

**SY 2016-17 Enrollment:** 613

### Student Demographics:

**33%** Black, non-Hispanic

**65%** Hispanic/Latino

**1%** White, non-Hispanic

**<1%** Asian

**<1%** Native American/Alaska Native

**<1%** Multiracial

### 2017 PARCC Scores:

Math 20%

ELA 25%


*(% met or exceeded expectations)*

### Specialized Programs:

Extended Year, Interscholastic Sports

### Metro/Bus Service:

 52, 53, 54, 60, 62, 63, 64, 70, 79, H1,  
H2, H3, H4, H8

 Georgia Ave–Petworth

**Note:** This campus will no longer serve 6th grade starting in SY18-19, as it transitions to an elementary school.

PCS

## Richard Wright PCS for Journalism and Media Arts

770 M St. SE | Ward 6

202-388-1011 | [www.richardwrightpcs.org](http://www.richardwrightpcs.org)

**Grades Served:** 8-12 (*Accepting all*)

### School Hours:

MTWTh: 8:05 a.m.–4:30 p.m.

F: 8:05 a.m.–12:30 p.m.

**School Uniform:** Required

**SY 2016-17 Enrollment:** 300

### Student Demographics:

99% Black, non-Hispanic

1% Hispanic/Latino

### 2017 PARCC Scores:

Math 6%

ELA 21%

(% met or exceeded expectations)

### Charter Performance Tier:

2017

**2** 43.9%


2016

**2** 39.2%

### Specialized Programs:

Interscholastic Sports

### Metro/Bus Service:

 90, 92, 93, A42, A46, A48, P6, V7, V8, V9

 Eastern Market; Navy Yard–Ballpark

PCS

## Rocketship DC PCS – Ward 5

Location to be determined

202-627-2256 | [www.rsed.org/dc](http://www.rsed.org/dc)

**Grades Served:** PK3-2 (*Accepting all*)

### School Hours:

MTWF: 7:45 a.m.–4:00 p.m.

Th: 7:45 a.m.–2:00 p.m.

*Before and after care available*

**School Uniform:** Required

**SY 2016-17 Enrollment:**

School is opening in 2018.

### Student Demographics:

School is opening in 2018.

### 2017 PARCC Scores:

School is opening in 2018.

### Charter Performance Tier:

School is opening in 2018.

### Specialized Programs:

Blended Learning, Extended Day

PCS

## Rocketship Legacy Prep PCS

4250 Massachusetts Ave. SE | Ward 7  
202-627-2256 | www.rsed.org/dc

**Grades Served:** PK3-3 (Accepting all)

### School Hours:

MTWF: 7:45 a.m.–4:00 p.m.  
Th: 7:45 a.m.–2:00 p.m.  
*Before and after care available*

**School Uniform:** Required

### SY 2016-17 Enrollment:

School opened in 2017.

### Student Demographics:

School opened in 2017.

### 2017 PARCC Scores:

School opened in 2017.

### Charter Performance Tier:

School did not receive a performance tier.  
School opened in 2017.

### Specialized Programs:

Blended Learning, Extended Day

### Metro/Bus Service:

 F14, M6, S35, W4

PCS

## Rocketship Rise Academy PCS

2335 Raynolds Pl. SE | Ward 8  
202-750-7177 | www.rsed.org/dc

**Grades Served:** PK3-4 (Accepting all)

### School Hours:

MTWF: 7:45 a.m.–4:00 p.m.  
Th: 7:45 a.m.–2:00 p.m.  
*Before and after care available*

**School Uniform:** Required

**SY 2016-17 Enrollment:** 441


### Student Demographics:

**96%** Black, non-Hispanic  
**1%** Hispanic/Latino  
**<1%** White, non-Hispanic  
**<1%** Asian  
**<1%** Native American/Alaska Native  
**2%** Multiracial

### 2017 PARCC Scores:

Students do not take PARCC before grade 3.

### Charter Performance Tier:

2017	2016
 <b>71.3%</b>	<i>School opened in 2016.</i>

### Specialized Programs:

Blended Learning, Extended Day

### Metro/Bus Service:

 W2, W3, W4, W6, W8, 92, 32

PCS

## Roots PCS

15 Kennedy St. NW | Ward 4  
202-882-8073 | www.rootspcs.org

**Grades Served:** PK3–5 (Accepting all)

### School Hours:

8:30 a.m.–3:30 p.m.  
Before and after care available

**School Uniform:** Required

**SY 2016-17 Enrollment:** 118

### Student Demographics:

**100%** Black, non-Hispanic


### 2017 PARCC Scores:


Math 16%      ELA 20%  
(% met or exceeded expectations)


### Charter Performance Tier:

2017	2016
<b>3</b> 33.7%	<b>2</b> 46.2%

### Metro/Bus Service:

 E2, E6, K6

 Fort Totten

 School Shuttle Service is available

DCPS

## Ross Elementary School

1730 R St. NW | Ward 2  
202-673-7200 | www.rosselementary.org

**Grades Served:** PK3–5 (Accepting all)

### School Hours:

8:45 a.m.–3:00 p.m.  
After care available

**School Uniform:** Required

**SY 2016-17 Enrollment:** 171

### Student Demographics:

**18%** Black, non-Hispanic

**18%** Hispanic/Latino

**47%** White, non-Hispanic

**9%** Asian

**8%** Multiracial


### 2017 PARCC Scores:


Math 85%      ELA 80%  
(% met or exceeded expectations)

### Specialized Programs:

Interscholastic Sports

### Metro/Bus Service:

 37, 42, 43, 90, 92, 96, D1, D2, D4, D6,  
G2, H1, L1, L2, N2, N4, N6, S1, S2, S4,  
S9, X3

 Dupont Circle

## Savoy Elementary School

2400 Shannon Pl. SE | Ward 8  
202-939-2000 | [profiles.dcps.dc.gov/savoy](https://profiles.dcps.dc.gov/savoy)

**Grades Served:** PK3–5 (Accepting all)

### School Hours:

8:15 a.m.–3:30 p.m.  
After care available

**School Uniform:** Required

**SY 2016-17 Enrollment:** 315

### Student Demographics:

99% Black, non-Hispanic  
1% Hispanic/Latino  
<1% Native Hawaiian/Pacific Islander



### 2017 PARCC Scores:

Math 10%      ELA 15%  
(% met or exceeded expectations)

### Specialized Programs:

Arts Integration, Blended Learning,  
Interscholastic Sports

### Metro/Bus Service:

 90, 92, 94, A2, A4, A6, A7, A8, A9, B2,  
P6, W2, W3, W5, W6, W8,  
DC Circulator  
 Anacostia

## School Without Walls @ Francis-Stevens

2425 N St. NW | Ward 2  
202-724-4841 | [www.swwfs.org](http://www.swwfs.org)

**Grades Served:** PK3–8 (Accepting all)

### School Hours:

8:45 a.m.–3:15 p.m.  
Before and after care available

**School Uniform:** Required

**SY 2016-17 Enrollment:** 471

### Student Demographics:

50% Black, non-Hispanic  
15% Hispanic/Latino  
22% White, non-Hispanic  
7% Asian  
1% Native American/Alaska Native  
6% Multiracial



### 2017 PARCC Scores:

Math 36%      ELA 43%  
(% met or exceeded expectations)

### Specialized Programs:

Interscholastic Sports

### Metro/Bus Service:

 30N, 30S, 31, 32, 33, 36, 37, 38B, 39,  
D1, D2, D4, D5, D6, G2, H1, L1, N2,  
N4, N6, X1, DC Circulator  
 Foggy Bottom/GWU



DCPS

## School-Within-School @ Goding

920 F St. NE | Ward 6

202-727-7377

[www.schoolwithinschool.org](http://www.schoolwithinschool.org)

**Grades Served:** PK3–5 (Accepting all)

### School Hours:

8:45 a.m.–3:15 p.m.

*Before and after care available*

**School Uniform:** Not Required

**SY 2016-17 Enrollment:** 307

### Student Demographics:

**19%** Black, non-Hispanic

**4%** Hispanic/Latino

**69%** White, non-Hispanic

**1%** Asian

**7%** Multiracial

### 2017 PARCC Scores:

Math 73%      ELA 72%

(% met or exceeded expectations)

### Metro/Bus Service:

 90, 92, D4, D6, D8, X1, X2, X9

DCPS

## Seaton Elementary School

1503 10th St. NW | Ward 6

202-673-7215 | [www.seatondc.org](http://www.seatondc.org)

**Grades Served:** PK3–5 (Accepting all)

### School Hours:

8:45 a.m.–3:15 p.m.

*After care available*

**School Uniform:** Required

**SY 2016-17 Enrollment:** 341

### Student Demographics:

**34%** Black, non-Hispanic

**40%** Hispanic/Latino

**11%** White, non-Hispanic

**13%** Asian


**1%** Multiracial


### 2017 PARCC Scores:

Math 47%      ELA 31%

(% met or exceeded expectations)

### Metro/Bus Service:

 52, 53, 54, 63, 64, 70, 79, 90, 92, 96,  
G2, G8, G9, DC Circulator

 Shaw–Howard U

## SEED Public Charter School of Washington DC

4300 C St. SE | Ward 7

202-248-3025 | [www.seedschooldc.org](http://www.seedschooldc.org)

**Grades Served:** 6-12 (Accepting all)

### School Hours:

6:00 a.m.–8:00 p.m.

Students are required to live on campus from Sunday to Friday.

*Before and after care available*

**School Uniform:** Required

**SY 2016-17 Enrollment:** 361

### Student Demographics:

**99%** Black, non-Hispanic

**1%** Hispanic/Latino

**<1%** Native Hawaiian/Pacific Islander

**<1%** Multiracial

### 2017 PARCC Scores:

Math 7%

ELA 12%

(% met or exceeded expectations)

### Charter Performance Tier:

2017

2016

**3** MS – **32.4%**

**2** MS – **38.8%**

**1** HS – **66.1%**


**2** HS – **54.5%**

### Specialized Programs:

Advanced Placement

### Metro/Bus Service:

 U5, U6, V1, E32

 Benning Rd; Minnesota Ave

 School Shuttle Service is available

**Note:** SEED PCS is a tuition-free, public boarding school. Students are required to live on campus from Sunday to Friday.

## Sela PCS

6015 Chillum Pl. NE | Ward 4

202-670-7352 | [www.selapcs.org](http://www.selapcs.org)

**Grades Served:** PK3–5 (Accepting all)

### School Hours:

8:00 a.m.–3:30 p.m.

*Before and after care available*

**School Uniform:** Required

**SY 2016-17 Enrollment:** 177

### Student Demographics:

**71%** Black, non-Hispanic

**8%** Hispanic/Latino

**19%** White, non-Hispanic

**1%** Asian

**1%** Native Hawaiian/Pacific Islander

**2%** Multiracial

### 2017 PARCC Scores:

PARCC scores not displayed if school tested fewer than 25 students.

### Charter Performance Tier:

2017

2016

**1** **74.1%**

**1** **75.6%**

### Specialized Programs:

Dual Language/Immersion

### Metro/Bus Service:

 K2, K6

 Fort Totten; Takoma

DCPS

## Shepherd Elementary School

7800 14th St. NW | Ward 4

202-576-6140

[www.shepherd-elementary.org](http://www.shepherd-elementary.org)

**Grades Served:** PK3–5 (Accepting all)

### School Hours:

8:45 a.m.–3:15 p.m.

*Before and after care available*

**School Uniform:** Required

**SY 2016-17 Enrollment:** 360

### Student Demographics:

**73%** Black, non-Hispanic

**7%** Hispanic/Latino

**13%** White, non-Hispanic

**1%** Asian

**6%** Multiracial

### 2017 PARCC Scores:

Math 53%      ELA 54%


(% met or exceeded expectations)

### Specialized Programs:

International Baccalaureate,

Interscholastic Sports

### Metro/Bus Service:

 70, 79, S2, S4, S9

PCS

## Shining Stars Montessori Academy PCS

1240 Randolph St. NE | Ward 5

202-723-1467 | [www.shiningstarspcs.org](http://www.shiningstarspcs.org)

**Grades Served:** PK3–6 (Accepting all)

### School Hours:

PK3–K: 8:30 a.m.–3:15 p.m.

1–6: 8:30 a.m.–3:30 p.m.

Some days may be extended until 4:45 p.m. for Elementary students.

*Before and after care available*

**School Uniform:** Not Required

**SY 2016-17 Enrollment:** 203

### Student Demographics:

**47%** Black, non-Hispanic

**12%** Hispanic/Latino

**27%** White, non-Hispanic

**1%** Asian

**13%** Multiracial

### 2017 PARCC Scores:

PARCC scores not displayed if school tested fewer than 25 students

### Charter Performance Tier:

2017

**2** 44.4%


2016


**2** 60.4%

### Specialized Programs:

Montessori

### Metro/Bus Service:

 H6, 80

 Brookland–CUA

## Simon Elementary School

401 Mississippi Ave. SE | Ward 8  
202-645-3360 | [profiles.dcps.dc.gov/  
Simon+Elementary+School](https://profiles.dcps.dc.gov/Simon+Elementary+School)

**Grades Served:** PK3–5 (*Accepting all*)

### School Hours:

8:45 a.m.–3:15 p.m.

**School Uniform:** Required

**SY 2016-17 Enrollment:** 276

### Student Demographics:

**98%** Black, non-Hispanic

**2%** Hispanic/Latino

**<1%** White, non-Hispanic


### 2017 PARCC Scores:

Math 5%                      ELA 3%  
(% met or exceeded expectations)

### Specialized Programs:

Interscholastic Sports

### Metro/Bus Service:

 A2, A4, A6, A7, A8, A9, W1, W2, W3

## Smothers Elementary School

4400 Brooks St. NE | Ward 7  
202-939-3600 | [profiles.dcps.dc.gov/  
Smothers+Elementary+School](https://profiles.dcps.dc.gov/Smothers+Elementary+School)

**Grades Served:** PK3–5 (*Accepting all*)

### School Hours:

8:45 a.m.–4:15 p.m.  
*After care available*

**School Uniform:** Required

**SY 2016-17 Enrollment:** 253

### Student Demographics:

**90%** Black, non-Hispanic

**8%** Hispanic/Latino

**<1%** White, non-Hispanic

**<1%** Asian

**<1%** Native American/Alaska Native

**<1%** Multiracial



### 2017 PARCC Scores:

Math 3%                      ELA 5%  
(% met or exceeded expectations)

### Specialized Programs:

Interscholastic Sports

### Metro/Bus Service:

 96, 97, U5, U6, U8, W4  
 Benning Rd

PCS

## Somerset Preparatory Academy PCS

3301 Wheeler Rd. SE | Ward 8  
202-562-9170 | www.somersetdc.com

**Grades Served:** 6-12 (Accepting all)

### School Hours:

MS: 7:55 a.m.–3:15 p.m.  
HS: 8:15 a.m.–3:15 p.m.

**School Uniform:** Required

**SY 2016-17 Enrollment:** 324

### Student Demographics:

98% Black, non-Hispanic  
<1% Hispanic/Latino  
1% Multiracial

### 2017 PARCC Scores:

Math 5%                      ELA 11%  
(% met or exceeded expectations)



### Charter Performance Tier:

2017	2016
<b>2</b> MS – 36.7%	<b>3</b> MS – 34.7%
<b>2</b> HS – 44%	<b>2</b> HS – 41.0%

### Specialized Programs:

Dual College Enrollment,  
Interscholastic Sports

### Metro/Bus Service:

 A2, A6, A8, W4  
 Congress Heights

DCPS

## Sousa Middle School

3650 Ely Pl. SE | Ward 7  
202-729-3260 | www.sousacobras.org

**Grades Served:** 6-8 (Accepting all)

### School Hours:

8:45 a.m.–3:15 p.m.  
After care available

**School Uniform:** Required

**SY 2016-17 Enrollment:** 255

### Student Demographics:

98% Black, non-Hispanic  
2% Hispanic/Latino


### 2017 PARCC Scores:

Math 2%                      ELA 11%  
(% met or exceeded expectations)

### Specialized Programs:

Interscholastic Sports

### Metro/Bus Service:

 A31, E32, S35, U5, U6, V1, V2, V4

## Stanton Elementary School

2701 Naylor Rd. SE | Ward 8

202-671-6180

[www.dcscholars.org/stanton](http://www.dcscholars.org/stanton)

**Grades Served:** PK3–5 (Accepting all)

### School Hours:

8:30 a.m.–4:00 p.m.

*After care available*

**School Uniform:** Required

**SY 2016-17 Enrollment:** 520

### Student Demographics:

**97%** Black, non-Hispanic

**3%** Hispanic/Latino

**<1%** Multiracial

### 2017 PARCC Scores:


Math 16%      ELA 9%

*(% met or exceeded expectations)*

### Specialized Programs:

Interscholastic Sports

### Metro/Bus Service:

 30N, 30S, 32, 34, 36, 92, A32, D51, V5,  
W2, W3, W4, W6, W8, DC Circulator

**Note:** This school offers Early Action guaranteed PK3 and PK4.

## Stoddert Elementary School

4001 Calvert St. NW | Ward 3

202-671-6030 | [www.stoddert.org](http://www.stoddert.org)

**Grades Served:** PK4–5 (Accepting all)

### School Hours:

8:45 a.m.–3:15 p.m.

*Before and after care available*

**School Uniform:** Not Required

**SY 2016-17 Enrollment:** 435

### Student Demographics:

**9%** Black, non-Hispanic

**15%** Hispanic/Latino

**65%** White, non-Hispanic

**6%** Asian

**<1%** Native Hawaiian/Pacific Islander

**4%** Multiracial

### 2017 PARCC Scores:


Math 84%      ELA 83%

*(% met or exceeded expectations)*

### Specialized Programs:

Interscholastic Sports

### Metro/Bus Service:

 30N, 30S, 31, 33, D1, D2

DCPS

## Stuart-Hobson Middle School

410 E St. NE | Ward 6

202-671-6010

[www.capitolhillclusterschool.org](http://www.capitolhillclusterschool.org)

**Grades Served:** 6-8 (Accepting all)

### School Hours:

8:45 a.m.–3:15 p.m.

After care available

**School Uniform:** Required

**SY 2016-17 Enrollment:** 431

### Student Demographics:

**84%** Black, non-Hispanic

**3%** Hispanic/Latino

**11%** White, non-Hispanic

**<1%** Asian

**1%** Multiracial

### 2017 PARCC Scores:


Math 17%      ELA 39%

(% met or exceeded expectations)

### Specialized Programs:

Interscholastic Sports

### Metro/Bus Service:

 90, 92, 96, 97, D6, D8, X1, X2, X8,  
X9, DC Circulator

 Union Station

DCPS

## Takoma Education Campus

7010 Piney Branch Rd. NW | Ward 4

202-671-6050 | [www.takomaec.org](http://www.takomaec.org)

**Grades Served:** PK3–8 (Accepting all)

### School Hours:

8:20 a.m.–3:20 p.m.

After care available

**School Uniform:** Required

**SY 2016-17 Enrollment:** 468

### Student Demographics:

**60%** Black, non-Hispanic

**32%** Hispanic/Latino

**5%** White, non-Hispanic

**1%** Asian

**3%** Multiracial

### 2017 PARCC Scores:


Math 16%      ELA 23%


(% met or exceeded expectations)

### Specialized Programs:

Interscholastic Sports

### Metro/Bus Service:

 52, 53, 54, 62, 63, 70, 79, F1, F2, K2

 Takoma

PCS

## The Children's Guild DC Public Charter School

2146 24th Pl. NE | Ward 5  
202-774-5442 | www.tcgdc.org

**Grades Served:** K-8 (Accepting all)

### School Hours:

MTThF: 8:30 a.m.–3:30 p.m.  
W: 8:30 a.m.–1:00 p.m.

**School Uniform:** Required

**SY 2016-17 Enrollment:** 342

### Student Demographics:

98% Black, non-Hispanic  
1% Hispanic/Latino  
<1% White, non-Hispanic  
<1% Multiracial

### 2017 PARCC Scores:

Math 6%                      ELA 4%  
(% met or exceeded expectations)

### Charter Performance Tier:

School did not receive a performance tier.

### Specialized Programs:

Interscholastic Sports

### Metro/Bus Service:

 B2

DCPS

## Thomas Elementary School

650 Anacostia Ave. NE | Ward 7  
202-724-4593 | www.nevalthomas.org

**Grades Served:** PK3–5 (Accepting all)

### School Hours:

8:45 a.m.–3:15 p.m.  
*Before and after care available*

**School Uniform:** Required

**SY 2016-17 Enrollment:** 409

### Student Demographics:

96% Black, non-Hispanic  
2% Hispanic/Latino  
<1% White, non-Hispanic  
<1% Asian  
<1% Native American/Alaska Native  
<1% Multiracial


### 2017 PARCC Scores:


Math 11%                      ELA 12%  
(% met or exceeded expectations)

### Specialized Programs:

Extended Year, Interscholastic Sports

### Metro/Bus Service:

 U5, U6

 School Shuttle Service is available



DCPS

## Thomson Elementary School

1200 L St. NW | Ward 2

202-898-4660 | [www.thomsondcps.org](http://www.thomsondcps.org)

**Grades Served:** PK3–5 (Accepting all)

### School Hours:

8:45 a.m.–3:15 p.m.

After care available

**School Uniform:** Required

**SY 2016-17 Enrollment:** 313

### Student Demographics:

27% Black, non-Hispanic

52% Hispanic/Latino

4% White, non-Hispanic

15% Asian

1% Native American/Alaska Native

1% Multiracial

### 2017 PARCC Scores:

Math 47%      ELA 38%

(% met or exceeded expectations)


### Specialized Programs:

International Baccalaureate,

Interscholastic Sports

### Metro/Bus Service:

 3Y, 7Y, 11Y, 30N, 30S, 31, 32, 36, 33, 37, 39, 42, 43, 52, 53, 54, 63, 64, 79, 80, D1, D4, D6, G8, G9, S1, S2, S4, S9, X2, X9, DC Circulator

 Metro Center; Mt. Vernon Square/7th St-Convention Center

DCPS

## Truesdell Education Campus

800 Ingraham St. NW | Ward 4

202-576-6202 | [profiles.dcps.dc.gov/Truesdell+Education+Campus](http://profiles.dcps.dc.gov/Truesdell+Education+Campus)

**Grades Served:** PK3–5, 7, 8 (Accepting all)

### School Hours:

8:30 a.m.–4:30 p.m.

After care available

**School Uniform:** Required

**SY 2016-17 Enrollment:** 679

### Student Demographics:

30% Black, non-Hispanic

66% Hispanic/Latino

1% White, non-Hispanic

1% Asian

<1% Native American/Alaska Native

1% Multiracial

### 2017 PARCC Scores:


Math 20%      ELA 34%

(% met or exceeded expectations)

### Specialized Programs:

Interscholastic Sports

### Metro/Bus Service:

 62, 63, 70, 79, E2, E4

**Note:** This campus will no longer serve 6th grade starting in SY18-19, as it transitions to an elementary school.

## Tubman Elementary School

3101 13th St. NW | Ward 1  
202-673-7285 | teamtubman.com

**Grades Served:** PK3–5 (Accepting all)

### School Hours:

8:30 a.m.–3:15 p.m.  
After care available

**School Uniform:** Required

**SY 2016-17 Enrollment:** 542

### Student Demographics:

**40%** Black, non-Hispanic  
**53%** Hispanic/Latino  
**4%** White, non-Hispanic  
**2%** Asian  
**1%** Native American/Alaska Native  
**<1%** Multiracial



### 2017 PARCC Scores:

Math 20%      ELA 18%  
(% met or exceeded expectations)

### Specialized Programs:

Interscholastic Sports

### Metro/Bus Service:

 52, 53, 54, 63, 64, 70, 79, D32, H1, H2, H3, H4, H8, S1, S2, S4, S9, W47, DC Circulator  
 Columbia Heights

## Turner Elementary School

3264 Stanton Rd. SE | Ward 8  
202-645-3470 | profiles.dcps.dc.gov/  
Turner+Elementary+School

**Grades Served:** PK3–5 (Accepting all)

### School Hours:

8:45 a.m.–3:15 p.m.  
After care available

**School Uniform:** Required

**SY 2016-17 Enrollment:** 484

### Student Demographics:

**98%** Black, non-Hispanic  
**1%** Hispanic/Latino  
**<1%** White, non-Hispanic  
**<1 %** Asian  
**<1%** Native Hawaiian/Pacific Islander  
**<1%** Multiracial


### 2017 PARCC Scores:

Math 13%      ELA 10%  
(% met or exceeded expectations)

### Specialized Programs:

Extended Year, International  
Baccalaureate, Interscholastic Sports

### Metro/Bus Service:

 92, 94, D51, W1, W2, W3, W4, W6, W8

**Note:** This school offers Early Action guaranteed PK3 and PK4.

PCS

## Two Rivers PCS at 4th Street

1227 4th St. NE | Ward 6  
202-546-4477 | [www.tworiverspcs.org](http://www.tworiverspcs.org)

**Grades Served:** PK3–8 (Accepting all)

### School Hours:

ES: MTThF: 8:30 a.m.–3:15 p.m.  
W: 8:30 a.m.–1:15 p.m.;  
MS: 8:30 a.m.–4:15 p.m.  
*Before and after care available*

**School Uniform:** Required

**SY 2016-17 Enrollment:** 527

### Student Demographics:

**63%** Black, non-Hispanic  
**9%** Hispanic/Latino  
**22%** White, non-Hispanic  
**1%** Asian  
**5%** Multiracial



### 2017 PARCC Scores:

Math 40%      ELA 41%  
(% met or exceeded expectations)

### Charter Performance Tier:

2017	2016
<b>1</b> 70.4%	<b>1</b> 73.7%

### Metro/Bus Service:

 90, 92, 93  
 NoMa–Gallaudet U

PCS

## Two Rivers PCS at Young

820 26th St. NE | Ward 5  
202-388-1360 | [www.tworiverspcs.org](http://www.tworiverspcs.org)

**Grades Served:** PK3–4 (Accepting all)

### School Hours:

MTThF: 8:30 a.m.–3:15 p.m.  
W: 8:30 a.m.–1:15 p.m.  
*Before and after care available*

**School Uniform:** Required

**SY 2016-17 Enrollment:** 226

### Student Demographics:

**59%** Black, non-Hispanic  
**7%** Hispanic/Latino  
**26%** White, non-Hispanic  
**1%** Asian  
**1%** Native American/Alaska Native  
**6%** Multiracial



### 2017 PARCC Scores:

Students do not take PARCC  
before grade 3.

### Charter Performance Tier:

2017	2016
<b>1</b> 73.6%	<i>School did not receive a performance tier.</i>

### Metro/Bus Service:

 X2  
 Minnesota Ave; Stadium–Armory

## Tyler Elementary School

1001 G St. SE | Ward 6

202-939-4810 | [www.tylerelementary.net](http://www.tylerelementary.net)

**Grades Served:** PK3–5 (Accepting all)

### School Hours:

8:35 a.m.–3:15 p.m.

*Before and after care available*

**School Uniform:** Required

**SY 2016-17 Enrollment:** 514

### Student Demographics:

**72%** Black, non-Hispanic

**11%** Hispanic/Latino

**14%** White, non-Hispanic

**1%** Asian

**<1%** Native American/Alaska Native

**2%** Multiracial

### 2017 PARCC Scores:

Math 25%


ELA 25%


*(% met or exceeded expectations)*

### Specialized Programs:

Dual Language/Immersion,  
Interscholastic Sports

### Metro/Bus Service:

 30N, 30S, 32, 34, 36, 39, 90, 92, B2,  
M6, V1, V4, DC Circulator

 Eastern Market

**Note:** This school offers a Spanish immersion program and a traditional program. You may apply to one or both.

## Van Ness Elementary School

1150 5th St. SE | Ward 6

202-727-4314

[www.vannesselementary.org](http://www.vannesselementary.org)

**Grades Served:** PK3–3 (Accepting all)

### School Hours:

8:00 a.m.–3:30 p.m.

*Before and after care available*

**School Uniform:** Required

**SY 2016-17 Enrollment:** 171

### Student Demographics:

**49%** Black, non-Hispanic

**8%** Hispanic/Latino

**35%** White, non-Hispanic

**1%** Asian

**1%** Native American/Alaska Native

**6%** Multiracial


### 2017 PARCC Scores:


Students do not take PARCC  
before grade 3.

### Specialized Programs:

Extended Day

### Metro/Bus Service:

 90, 92, A9, P6, V1, V4, V5,  
DC Circulator

 Navy Yard–Ballpark

DCPS

## Walker-Jones Education Campus

1125 New Jersey Ave. NW | Ward 6  
202-939-5934  
www.walkerjoneseducampus.org

**Grades Served:** PK3–8 (Accepting all)

### School Hours:

8:45 a.m.–3:15 p.m.  
After care available

**School Uniform:** Required

**SY 2016-17 Enrollment:** 451

### Student Demographics:

93% Black, non-Hispanic  
5% Hispanic/Latino  
1% White, non-Hispanic  
1% Asian  
<1% Multiracial



### 2017 PARCC Scores:

Math 14% ELA 10%  
(% met or exceeded expectations)

### Specialized Programs:

Interscholastic Sports

### Metro/Bus Service:

 70, 74, 79, 80, 96, D4, G2, P6, X2, X9,  
DC Circulator  
 Mt. Vernon Square/7th St-Convention  
Center

PCS

## Washington Global Public Charter School

525 School St. SW | Ward 6  
202-796-2415 | www.washingtonglobal.org

**Grades Served:** 6–8 (Accepting all)

### School Hours:

MTThF: 8:15 a.m.–3:45 p.m.  
W: 8:15 a.m.–2:00 p.m.  
Before and after care available

**School Uniform:** Required

**SY 2016-17 Enrollment:** 174

### Student Demographics:

97% Black, non-Hispanic  
2% Hispanic/Latino  
1% White, non-Hispanic

### 2017 PARCC Scores:

Math 8% ELA 19%  
(% met or exceeded expectations)



### Charter Performance Tier:

2017 2016  
**2 41.5%** School did not receive  
a performance tier.

### Specialized Programs:

Blended Learning, Interscholastic Sports

### Metro/Bus Service:

 A9, P6, P17, P19, V5, V7, V8, W13  
 Federal Center Southwest;  
L'Enfant Plaza

## Washington Latin PCS – Middle School

5200 2nd St. NW | Ward 4  
202-223-1111 | [www.latinpcs.org](http://www.latinpcs.org)

**Grades Served:** 5–8 (Accepting all)

### School Hours:

8:10 a.m.–3:15 p.m.  
After care available

**School Uniform:** Required

**SY 2016-17 Enrollment:** 362

### Student Demographics:

37% Black, non-Hispanic  
10% Hispanic/Latino  
44% White, non-Hispanic  
6% Asian  
4% Multiracial

### 2017 PARCC Scores:

Math 53%      ELA 65%  
(% met or exceeded expectations)


### Charter Performance Tier:

2017	2016
<b>1</b> 79.3%	<b>1</b> 89.4%

### Specialized Programs:

Interscholastic Sports

### Metro/Bus Service:

 60, 62, 63, 64, E2, E4, S1, S2, S4

 Fort Totten

 School Shuttle Service is available

## Washington Yu Ying PCS

220 Taylor St. NE | Ward 5  
202-635-1950 | [www.washingtonyuying.org](http://www.washingtonyuying.org)

**Grades Served:** PK3–5 (Accepting PK3–2)

### School Hours:

MTWTh: 8:30 a.m.–3:30 p.m.  
F: 8:30 a.m.–1:00 p.m.  
Before and after care available

**School Uniform:** Not Required

**SY 2016-17 Enrollment:** 571

### Student Demographics:

36% Black, non-Hispanic  
5% Hispanic/Latino  
30% White, non-Hispanic  
10% Asian  
19% Multiracial

### 2017 PARCC Scores:

Math 51%      ELA 58%  
(% met or exceeded expectations)

### Charter Performance Tier:

2017	2016
<b>1</b> 86%	<b>1</b> 77.6%

### Specialized Programs:

Dual Language/Immersion,  
International Baccalaureate

### Metro/Bus Service:

 60, H8

 Brookland–CUA

## DCPS

**Watkins Elementary School**

420 12th St. SE | Ward 6

202-698-3355

[www.capitolhillclusterschool.org](http://www.capitolhillclusterschool.org)**Grades Served:** 1-5 (*Accepting all*)**School Hours:**

8:30 a.m.–3:00 p.m.



*Before and after care available***School Uniform:** Not Required**SY 2016-17 Enrollment:** 436**Student Demographics:****68%** Black, non-Hispanic**6%** Hispanic/Latino**21%** White, non-Hispanic**<1%** Asian**<1%** Native Hawaiian/Pacific Islander**5%** Multiracial**2017 PARCC Scores:**

Math 48%

ELA 42%

*(% met or exceeded expectations)***Specialized Programs:**

Interscholastic Sports

**Metro/Bus Service:** 30N, 30S, 32, 34, 36, 39, 96, 97, B2,  
M6, V1, V4, DC Circulator Potomac Ave

## DCPS

**West Education Campus**

1338 Farragut St. NW | Ward 4

202-576-6226 | [www.westschool.org](http://www.westschool.org)**Grades Served:** PK3–5, 7, 8 (*Accepting all*)**School Hours:**

8:45 a.m.–3:15 p.m.


*Before and after care available***School Uniform:** Required**SY 2016-17 Enrollment:** 315**Student Demographics:****53%** Black, non-Hispanic**34%** Hispanic/Latino**8%** White, non-Hispanic**2%** Asian**<1%** Native American/Alaska Native**3%** Multiracial**2017 PARCC Scores:**

Math 32%

ELA 38%

*(% met or exceeded expectations)***Specialized Programs:**

Interscholastic Sports

**Metro/Bus Service:** 52, 53, 54, 70, 79, D33, E4, S1, S2,  
S4, S9, W45**Note:** This campus will no longer serve 6th grade starting in SY18-19, as it transitions to an elementary school.

## Wheatley Education Campus

1299 Neal St. NE | Ward 5  
202-939-5970 | [www.wheatleydcps.org](http://www.wheatleydcps.org)

**Grades Served:** PK3–8 (Accepting all)

### School Hours:

8:40 a.m.–3:15 p.m.  
After care available

**School Uniform:** Required

**SY 2016-17 Enrollment:** 321

### Student Demographics:

90% Black, non-Hispanic  
7% Hispanic/Latino  
<1% White, non-Hispanic  
2% Multiracial


### 2017 PARCC Scores:

Math 6%                      ELA 9%  
(% met or exceeded expectations)

### Specialized Programs:

Interscholastic Sports

### Metro/Bus Service:

 90, 92, B2, D4, D8, X1, X2, X3, X8, X9

## Whittier Education Campus

6201 5th St. NW | Ward 4  
202-576-6156 | [profiles.dcps.dc.gov/Whittier+Education+Campus](http://profiles.dcps.dc.gov/Whittier+Education+Campus)

**Grades Served:** PK3–8 (Accepting all)

### School Hours:

8:00 a.m.–4:30 p.m.  
After care available

**School Uniform:** Required

**SY 2016-17 Enrollment:** 341

### Student Demographics:

76% Black, non-Hispanic  
20% Hispanic/Latino  
1% White, non-Hispanic  
<1% Asian  
1% Native American/Alaska Native  
1% Multiracial


### 2017 PARCC Scores:

Math 25%                      ELA 28%  
(% met or exceeded expectations)

### Specialized Programs:

Interscholastic Sports

### Metro/Bus Service:

 62, 63, 70, 79







# School Profiles

## 9-12



**February 1, 2018**

Application deadline  
for grades 9-12

## Anacostia High School

1601 16th St. SE | Ward 8  
202-698-2155 | [profiles.dcps.dc.gov/Anacostia+High+School](http://profiles.dcps.dc.gov/Anacostia+High+School)

**Grades Served:** 9-12 (Accepting all)

### School Hours:

8:45 a.m.–3:15 p.m.

**School Uniform:** Required

**SY 2016-17 Enrollment:** 449

### Student Demographics:

99% Black, non-Hispanic  
1% Hispanic/Latino  
<1% Multiracial


### 2017 PARCC Scores:

Math 1%                      ELA 4%  
(% met or exceeded expectations)

### Specialized Programs:

Career and Technical Education,  
Interscholastic Sports

### Metro/Bus Service:

 92, A31, A32, A33, B2, V2, V5, W6,  
W8, DC Circulator

## Ballou High School

3401 4th St. SE | Ward 8  
202-645-3400 | [www.balloudc.org](http://www.balloudc.org)

**Grades Served:** 9-12 (Accepting all)

### School Hours:

8:45 a.m.–3:15 p.m.

**School Uniform:** Required

**SY 2016-17 Enrollment:** 930

### Student Demographics:

98% Black, non-Hispanic  
2% Hispanic/Latino  
<1% White, non-Hispanic


### 2017 PARCC Scores:

Math 0%                      ELA 9%  
(% met or exceeded expectations)

### Specialized Programs:

Career and Technical Education,  
Interscholastic Sports

### Metro/Bus Service:

 A2, A4, A6, A7, A8, A9, W1, W4

## PCS

**BASIS DC PCS**

410 8th St. NW | Ward 2  
202-393-5437 | [www.basisdc.org](http://www.basisdc.org)

**Grades Served:** 5–12 (Accepting all)

**School Hours:**

8:45 a.m.–4:00 p.m.  
*Before and after care available*

**School Uniform:** Not Required

**SY 2016-17 Enrollment:** 597

**Student Demographics:**

**36%** Black, non-Hispanic  
**9%** Hispanic/Latino  
**39%** White, non-Hispanic  
**8%** Asian  
**<1%** Native Hawaiian/Pacific Islander  
**8%** Multiracial



**2017 PARCC Scores:**

Math 59%      ELA 58%  
(% met or exceeded expectations)

**Charter Performance Tier:**

2017	2016
<b>2</b> MS – <b>59%</b>	<b>1</b> MS – <b>74.3%</b>
<b>1</b> HS – <b>95.5%</b>	<b>1</b> HS – <b>94.8%</b>

**Metro/Bus Service:**

 32, 36, 39, 54, 70, 74, 79, D3, D6  
 Archives; Gallery Place-Chinatown

## DCPS

**Benjamin Banneker High School**

800 Euclid St. NW | Ward 1  
202-671-6320  
[www.benjaminbanneker.org](http://www.benjaminbanneker.org)

**Grades Served:** 9-12 (Accepting 9-10)

**School Hours:**

8:45 a.m.–3:15 p.m.

**School Uniform:** Not Required

**SY 2016-17 Enrollment:** 481

**Student Demographics:**

**76%** Black, non-Hispanic  
**18%** Hispanic/Latino  
**1%** White, non-Hispanic  
**3%** Asian  
**<1%** Native American/Alaska Native  
**<1%** Native Hawaiian/Pacific Islander  
**2%** Multiracial


**2017 PARCC Scores:**

Math 54%      ELA 90%  
(% met or exceeded expectations)

**Specialized Programs:**

Advanced Placement, International  
Baccalaureate, Interscholastic Sports

**Metro/Bus Service:**

 52, 53, 54, 63, 64, 70, 79, H1, H2,  
H3, H4, H8

**Note:** This is one of six DCPS high schools that have specific admissions requirements and selection criteria.

## Capital City PCS – High School

100 Peabody St. NW | Ward 4  
202-808-9800 | www.ccpccs.org

**Grades Served:** 9-12 (Accepting all)

### School Hours:

MTThF: 8:30 a.m.–3:30 p.m.  
W: 8:30 a.m.–1:30 p.m.

**School Uniform:** Not Required

**SY 2016-17 Enrollment:** 333

### Student Demographics:

39% Black, non-Hispanic  
55% Hispanic/Latino  
1% White, non-Hispanic  
4% Asian  
1% Native Hawaiian/Pacific Islander  
1% Multiracial

### 2017 PARCC Scores:

Math 7%                      ELA 29%  
(% met or exceeded expectations)



### Charter Performance Tier:

2017	2016
<b>1</b> 65.3%	<b>1</b> 65.3%

### Specialized Programs:

Arts Integration, Advanced Placement, Blended Learning, Career and Technical Education, Dual College Enrollment, Interscholastic Sports

### Metro/Bus Service:

 62, 63, K2  
 Fort Totten; Takoma

## Cardozo Education Campus

1200 Clifton St. NW | Ward 1  
202-673-7385 | www.cardozohs.com

**Grades Served:** 6-12 (Accepting all)

### School Hours:

8:50 a.m.–3:15 p.m.

**School Uniform:** Required

**SY 2016-17 Enrollment:** 796

### Student Demographics:

42% Black, non-Hispanic  
56% Hispanic/Latino  
1% White, non-Hispanic  
1% Asian  
<1% Native Hawaiian/Pacific Islander  
<1% Multiracial



### 2017 PARCC Scores:

Math 4%                      ELA 10%  
(% met or exceeded expectations)

### Specialized Programs:

Interscholastic Sports, JROTC

### Metro/Bus Service:

 52, 53, 54, 63, 64, 70, 79, 90, 92, 96,  
H1, H2, H3, H4, H8, S1, S2, S4, S9, X3  
 U Street

## PCS

## Cesar Chavez PCS for Public Policy – Capitol Hill

709 12th St. SE | Ward 6

202-547-3424 | [www.chavezschools.org](http://www.chavezschools.org)

**Grades Served:** 9-12 (Accepting all)

### School Hours:

MTWTh: 8:30 a.m.–3:15 p.m.

F: 8:30 a.m.–12:30 p.m.

**School Uniform:** Required

**SY 2016-17 Enrollment:** 332

### Student Demographics:

**87%** Black, non-Hispanic

**13%** Hispanic/Latino

### 2017 PARCC Scores:

Math 1%                      ELA 12%

(% met or exceeded expectations)

### Charter Performance Tier:

2017

**2** 41.5%


2016

**2** 44.4%

### Specialized Programs:

Advanced Placement, Dual College Enrollment, Interscholastic Sports

### Metro/Bus Service:

 32, 34, 36

 Eastern Market; Potomac Ave

## PCS

## Cesar Chavez PCS for Public Policy – Chavez Prep

770 Kenyon St. NW | Ward 1

202-723-3975 | [www.chavezschools.org](http://www.chavezschools.org)

**Grades Served:** 6-9 (Accepting all)

### School Hours:

MTWTh: 8:15 a.m.–3:20 p.m.

F: 8:15 a.m.–12:00 p.m.

**School Uniform:** Required

**SY 2016-17 Enrollment:** 306

### Student Demographics:

**21%** Black, non-Hispanic

**77%** Hispanic/Latino

**<1%** White, non-Hispanic

**2%** Asian

**<1%** Multiracial

### 2017 PARCC Scores:

Math 7%                      ELA 17%

(% met or exceeded expectations)

### Charter Performance Tier:

2017

**2** 40.3%


2016

**2** 37.9%

### Specialized Programs:

Blended Learning

### Metro/Bus Service:

 62, 63, 70

 Columbia Heights

## Cesar Chavez PCS for Public Policy – Parkside High School

3701 Hayes St. NE | Ward 7  
202-398-2230 | [www.chavezschools.org](http://www.chavezschools.org)

**Grades Served:** 9-12 (Accepting all)

### School Hours:

MTWTh: 8:45 a.m.–3:35 p.m.  
F: 8:45 a.m.–12:45 p.m.

**School Uniform:** Required

**SY 2016-17 Enrollment:** 359

### Student Demographics:

93% Black, non-Hispanic  
6% Hispanic/Latino  
1% Multiracial

### 2017 PARCC Scores:

Math 0%                      ELA 19%  
(% met or exceeded expectations)



### Charter Performance Tier:

2017	2016
<b>2</b> 52.2%	<b>2</b> 54.5%

### Specialized Programs:

Advanced Placement, Dual College Enrollment, Interscholastic Sports

### Metro/Bus Service:

 U5, U6  
 Minnesota Ave

## Columbia Heights Education Campus 9–12 (CHEC)

3101 16th St. NW | Ward 1  
202-939-7700 | [www.checdc.org](http://www.checdc.org)

**Grades Served:** 9-12 (Accepting all)

### School Hours:

8:45 a.m.–3:15 p.m.  
After care available

**School Uniform:** Required

**SY 2016-17 Enrollment:** 288

### Student Demographics:

31% Black, non-Hispanic  
67% Hispanic/Latino  
<1% White, non-Hispanic  
1% Asian  
<1% Native Hawaiian/Pacific Islander  
<1% Multiracial



### 2017 PARCC Scores:

Math 14%                      ELA 24%  
(% met or exceeded expectations)

### Specialized Programs:

Advanced Placement,  
Dual Language/Immersion,  
Interscholastic Sports

### Metro/Bus Service:

 42, 43, 52, 53, 54, 64, H1, H2, H3, H4,  
H8, S1, S2, S4, S9, DC Circulator  
 Columbia Heights

**Note:** This is one of six DCPS high schools that have specific admissions requirements and selection criteria.



## DCPS

**Coolidge High School**

6315 5th St. NW | Ward 4  
202-671-6080 | [www.coolidgeshs.org](http://www.coolidgeshs.org)

**Grades Served:** 9-12 (Accepting all)

**School Hours:**

8:45 a.m.–3:15 p.m.

**School Uniform:** Required

**SY 2016-17 Enrollment:** 346

**Student Demographics:**

**75%** Black, non-Hispanic  
**25%** Hispanic/Latino  
**<1%** White, non-Hispanic  
**<1%** Multiracial


**2017 PARCC Scores:**

Math 1%                      ELA 15%  
(% met or exceeded expectations)

**Specialized Programs:**

Interscholastic Sports, JROTC

**Metro/Bus Service:**

 52, 53, 54, 62, 63, 70, 79

## PCS

**District of Columbia International School**

1400 Main Dr. NW | Ward 4  
202-808-9033  
[www.dcindernationalschool.org](http://www.dcindernationalschool.org)

**Grades Served:** 6–11 (Accepting 6-9)

**School Hours:**

MTWTh: 8:15 a.m.–4:00 p.m.  
F: 8:15 a.m.–1:00 p.m.  
After care available

**School Uniform:** Not Required

**SY 2016-17 Enrollment:** 520

**Student Demographics:**

**35%** Black, non-Hispanic  
**40%** Hispanic/Latino  
**15%** White, non-Hispanic  
**3%** Asian  
**1%** Native American/Alaska Native  
**<1%** Native Hawaiian/Pacific Islander  
**6%** Multiracial

**2017 PARCC Scores:**

Math 41%                      ELA 55%  
(% met or exceeded expectations)



**Charter Performance Tier:**

2017	2016
<b>1</b> 76.8%	<b>1</b> 76.1%

**Specialized Programs:**

Dual Language/Immersion, International Baccalaureate, Interscholastic Sports

**Metro/Bus Service:**

 52, 54, S2, S4, S9, 79, 70  
 Takoma

**Note:** This school offers a Chinese language program, a Spanish language program, and a French language program. You may apply to one, two or all three. No previous language experience is needed.

## Duke Ellington School of the Arts

3500 R St. NW | Ward 2

202-282-0123 | [www.ellingtonschool.org](http://www.ellingtonschool.org)

**Grades Served:** 9-12 (Accepting all)

### School Hours:

8:30 a.m.–4:55 p.m.

**School Uniform:** Not Required

**SY 2016-17 Enrollment:** 502

### Student Demographics:

77% Black, non-Hispanic

11% Hispanic/Latino

7% White, non-Hispanic

2% Asian

<1% Native American/Alaska Native

<1% Native Hawaiian/Pacific Islander

3% Multiracial

### 2017 PARCC Scores:

Math 10%


ELA 47%

(% met or exceeded expectations)

### Specialized Programs:

Advanced Placement, Extended Day

### Metro/Bus Service:

 30N, 30S, 31, 33, 37, D1, D2, D6, G2

**Note:** This is one of six DCPS high schools that have specific admissions requirements and selection criteria.

## Dunbar High School

101 N St. NW | Ward 5

202-698-3762 | [www.dunbardc.org](http://www.dunbardc.org)

**Grades Served:** 9-12 (Accepting all)

### School Hours:

8:45 a.m.–3:15 p.m.

**School Uniform:** Required

**SY 2016-17 Enrollment:** 584

### Student Demographics:

95% Black, non-Hispanic

4% Hispanic/Latino

1% White, non-Hispanic

### 2017 PARCC Scores:

Math 1%

ELA 6%


(% met or exceeded expectations)

### Specialized Programs:

Advanced Placement, Career and Technical Education, Interscholastic Sports, JROTC

### Metro/Bus Service:

 80, 90, 92, 96, D4, G2, P6, X3

 Mt. Vernon Square/  
7th St-Convention Center

PCS

## E.L. Haynes PCS – High School

4501 Kansas Ave. NW | Ward 4  
202-667-4446 | www.elhaynes.org

**Grades Served:** 9-12 (Accepting all)

### School Hours:

8:50 a.m.–4:00 p.m.  
Before care available

**School Uniform:** Required

**SY 2016-17 Enrollment:** 450

### Student Demographics:

46% Black, non-Hispanic  
49% Hispanic/Latino  
<1% White, non-Hispanic  
2% Asian  
<1% Native American/Alaska Native  
3% Multiracial

### 2017 PARCC Scores:

Math 20%      ELA 31%  
(% met or exceeded expectations)

### Charter Performance Tier:

2017	2016
<b>2</b> 62.7%	<b>2</b> 48.9%

### Specialized Programs:

Interscholastic Sports

### Metro/Bus Service:

 52, 53, 54, 62, 63  
 Georgia Ave–Petworth

DCPS

## Eastern High School

1700 East Capitol St. NE | Ward 6  
202-698-4500  
www.easternhighschooldc.org

**Grades Served:** 9-12 (Accepting all)

### School Hours:

8:45 a.m.–3:15 p.m.

**School Uniform:** Required

**SY 2016-17 Enrollment:** 818

### Student Demographics:

97% Black, non-Hispanic  
1% Hispanic/Latino  
1% White, non-Hispanic  
<1% Asian  
<1% Native American/Alaska Native  
<1% Native Hawaiian/Pacific Islander  
<1% Multiracial



### 2017 PARCC Scores:

Math 1%      ELA 20%  
(% met or exceeded expectations)

### Specialized Programs:

Advanced Placement, Career and Technical Education, International Baccalaureate, Interscholastic Sports, JROTC

### Metro/Bus Service:

 96, 97, B2, D6, E32  
 Stadium–Armory

PCS

## Friendship PCS – Collegiate Academy

4095 Minnesota Ave. NE | Ward 7  
202-396-5500 | [www.friendshipschools.org](http://www.friendshipschools.org)

**Grades Served:** 9-12 (Accepting all)

### School Hours:

7:45 a.m.–3:30 p.m.

**School Uniform:** Required

**SY 2016-17 Enrollment:** 751

### Student Demographics:

99% Black, non-Hispanic

1% Hispanic/Latino

### 2017 PARCC Scores:

Math 4% ELA 13%  
(% met or exceeded expectations)

### Charter Performance Tier:

2017	2016
<b>2</b> 53.6%	<b>2</b> 51.8%

### Specialized Programs:

Interscholastic Sports

### Metro/Bus Service:

 Minnesota Ave

PCS

## Friendship PCS – Technology Preparatory High School Academy

2705 Martin Luther King Jr. Ave. SE  
Ward 8  
202-552-5700 | [www.friendshipschools.org](http://www.friendshipschools.org)

**Grades Served:** 9-12 (Accepting all)

### School Hours:

7:45 a.m.–3:30 p.m.

**School Uniform:** Required

**SY 2016-17 Enrollment:** 233

### Student Demographics:

99% Black, non-Hispanic

1% Hispanic/Latino

### 2017 PARCC Scores:

Math 0% ELA 13%  
(% met or exceeded expectations)



### Charter Performance Tier:

2017	2016
<b>2</b> 54.5%	<b>2</b> 50.1%

### Specialized Programs:

Interscholastic Sports

### Metro/Bus Service:

 A2, A4, A6, A7, A8, A42, A46,  
A48, W2, W3  
 Anacostia; Congress Heights

## PCS

**IDEA PCS**

1027 45th St. NE | Ward 7  
202-399-4750 | [www.ideapcs.org](http://www.ideapcs.org)

**Grades Served:** 9-12 (Accepting all)

**School Hours:**

MTThF: 8:30 a.m.–3:25 p.m.  
W: 8:30 a.m.–1:10 p.m.

**School Uniform:** Required

**SY 2016-17 Enrollment:** 262

**Student Demographics:**

**97%** Black, non-Hispanic  
**3%** Hispanic/Latino

**2017 PARCC Scores:**

Math 9%                      ELA 16%  
(% met or exceeded expectations)

**Charter Performance Tier:**


2017	2016
<b>2</b> 42.7%	<b>2</b> 42.2%

**Specialized Programs:**

Blended Learning, Career and Technical Education, Dual College Enrollment, Interscholastic Sports, JROTC

**Metro/Bus Service:**

 U2, U4, U5, U6, U8, V7, V8, W4, X2, X9

 Deanwood; Minnesota Ave

 School Shuttle Service is available

## PCS

**KIPP DC – College Preparatory PCS**

1405 Brentwood Pkwy NE | Ward 5  
202-678-2527 | [www.kippdc.org](http://www.kippdc.org)

**Grades Served:** 9-12 (Accepting all)

**School Hours:**

8:00 a.m.–4:15 p.m.

**School Uniform:** Required

**SY 2016-17 Enrollment:** 594

**Student Demographics:**

**99%** Black, non-Hispanic  
**1%** Hispanic/Latino

**2017 PARCC Scores:**

Math 27%                      ELA 30%  
(% met or exceeded expectations)

**Charter Performance Tier:**

2017	2016
<b>1</b> 66.5%	<b>1</b> 74.1%

**Specialized Programs:**

Advanced Placement, Blended Learning, Dual College Enrollment, Extended Day, Extended Year, Interscholastic Sports

**Metro/Bus Service:**

 90, 92

 NoMa–Gallaudet U

## McKinley Technology High School

151 T St. NE | Ward 5

202-281-3950 | [www.mckinleytech.org](http://www.mckinleytech.org)

**Grades Served:** 9-12 (Accepting 9-11)

### School Hours:

8:45 a.m.–3:10 p.m.

**School Uniform:** Required

**SY 2016-17 Enrollment:** 619

### Student Demographics:

87% Black, non-Hispanic

9% Hispanic/Latino

1% White, non-Hispanic

1% Asian

<1% Native American/Alaska Native

1% Multiracial

### 2017 PARCC Scores:

Math 19%

ELA 41%

(% met or exceeded expectations)

### Specialized Programs:

Career and Technical Education,  
Interscholastic Sports, STEM Focus

### Metro/Bus Service:

 80, 90, 92, G8, G9, M31, P6, X3

**Note:** This is one of six DCPS high schools that have specific admissions requirements and selection criteria.

## National Collegiate Preparatory Public Charter High School

4600 Livingston Rd. SE | Ward 8

202-832-7737 | [www.nationalprepdc.org](http://www.nationalprepdc.org)

**Grades Served:** 9-12 (Accepting all)

### School Hours:

8:00 a.m.–3:00 p.m.

**School Uniform:** Required

**SY 2016-17 Enrollment:** 275

### Student Demographics:

100% Black, non-Hispanic

### 2017 PARCC Scores:

Math 2%

ELA 8%

(% met or exceeded expectations)

### Charter Performance Tier:

2017

**3** 27.9%


2016

**3** 32.9%

### Specialized Programs:

Dual College Enrollment, International  
Baccalaureate, Interscholastic Sports,  
STEM Focus

### Metro/Bus Service:

 5, A4, A6, A8

 Anacostia

PCS

## Paul PCS – International High School

5800 8th St. NW | Ward 4  
202-291-7499 | [www.paulcharter.org](http://www.paulcharter.org)

**Grades Served:** 9-12 (Accepting all)

### School Hours:

8:10 a.m.–3:35 p.m.

**School Uniform:** Required

**SY 2016-17 Enrollment:** 487

### Student Demographics:

72% Black, non-Hispanic  
27% Hispanic/Latino  
<1% White, non-Hispanic  
1% Asian

### 2017 PARCC Scores:

Math 6%                      ELA 9%  
(% met or exceeded expectations)


### Charter Performance Tier:

2017	2016
<b>2</b> 50.1%	<b>2</b> 47.7%

### Specialized Programs:

Arts Integration, Advanced Placement,  
Interscholastic Sports

### Metro/Bus Service:

 70, 79

DCPS

## Phelps Architecture, Construction, and Engineering High School

704 26th St. NE | Ward 5  
202-729-4360 | [www.phelpshsdc.org](http://www.phelpshsdc.org)

**Grades Served:** 9-12 (Accepting 9-11)

### School Hours:

8:45 a.m.–3:30 p.m.

**School Uniform:** Required

**SY 2016-17 Enrollment:** 328

### Student Demographics:

96% Black, non-Hispanic  
4% Hispanic/Latino  
<1% White, non-Hispanic  
<1% Asian


### 2017 PARCC Scores:

Math 9%                      ELA 23%  
(% met or exceeded expectations)

### Specialized Programs:

Advanced Placement,  
Interscholastic Sports

### Metro/Bus Service:

 S41, X1, X2, X3, X8, X9

**Note:** This is one of six DCPS high schools that have specific admissions requirements and selection criteria.

## Richard Wright PCS for Journalism and Media Arts

770 M St. SE | Ward 6

202-388-1011 | [www.richardwrightpcs.org](http://www.richardwrightpcs.org)

**Grades Served:** 8-12 (Accepting all)

### School Hours:

MTWTh: 8:05 a.m.–4:30 p.m.

F: 8:05 a.m.–12:30 p.m.

**School Uniform:** Required

**SY 2016-17 Enrollment:** 300

### Student Demographics:

99% Black, non-Hispanic

1% Hispanic/Latino

### 2017 PARCC Scores:

Math 6% ELA 21%

(% met or exceeded expectations)

### Charter Performance Tier:

2017

**2** 47.3%


2016

**2** 39.2%

### Specialized Programs:

Interscholastic Sports

### Metro/Bus Service:

 90, 92, 93, A42, A46, A48, P6, V7, V8, V9

 Eastern Market; Navy Yard–Ballpark

## Ron Brown College Preparatory High School

4800 Meade St. NE | Ward 7

202-729-4343 | [www.rbhsmnarchs.org](http://www.rbhsmnarchs.org)

**Grades Served:** 9-11 (Accepting all)

### School Hours:

8:40 a.m.–3:15 p.m.

**School Uniform:** Required

**SY 2016-17 Enrollment:** 105

### Student Demographics:

96% Black, non-Hispanic

3% Hispanic/Latino

1% Multiracial


### 2017 PARCC Scores:


This school opened in SY16-17 with 9th grade. PARCC testing occurs in 10th grade.

### Specialized Programs:

Single Gender Campus

### Metro/Bus Service:

 R12, U4, U7, V14, W4

 Deanwood

**Note:** Ron Brown will expand to 11th grade in SY18-19.



## DCPS

**Roosevelt High School**

4301 13th St. NW | Ward 4

202-576-6130 | theodorerooseveltdc.org

**Grades Served:** 9-12 (Accepting all)**School Hours:**

8:45 a.m.–3:15 p.m.



**School Uniform:** Required**SY 2016-17 Enrollment:** 667**Student Demographics:****54%** Black, non-Hispanic**45%** Hispanic/Latino**1%** White, non-Hispanic**<1%** Asian**<1%** Native American/Alaska Native**<1%** Multiracial**2017 PARCC Scores:**

Math 4%                      ELA 9%

(% met or exceeded expectations)

**Specialized Programs:**

Advanced Placement, Career and Technical Education, Dual Language/Immersion, Interscholastic Sports, JROTC

**Metro/Bus Service:** 52, 53, 54, 60, 62, 63, 70, S1, S2, S4 Georgia Ave-Petworth**Note:** This school offers a dual language program and a traditional program. You may apply to one or both.

## DCPS

**School Without Walls High School**

2130 G St. NW | Ward 2

202-645-9690 | www.swwhs.org

**Grades Served:** 9-12 (Accepting all)**School Hours:**

8:45 a.m.–3:15 p.m.



**School Uniform:** Not Required**SY 2016-17 Enrollment:** 584**Student Demographics:****34%** Black, non-Hispanic**13%** Hispanic/Latino**42%** White, non-Hispanic**6%** Asian**<1%** Native American/Alaska Native**5%** Multiracial**2017 PARCC Scores:**

Math 69%                      ELA 85%

(% met or exceeded expectations)

**Specialized Programs:**

Career and Technical Education, Dual College Enrollment, Interscholastic Sports

**Metro/Bus Service:** 30N, 30S, 31, 32, 33, 36, 37, 38B, 39, 80, D1, D4, D5, D6, H1, L1, N2, N4, N6, S1, X1, DC Circulator Foggy Bottom/GWU**Note:** This is one of six DCPS high schools that have specific admissions requirements and selection criteria.

## SEED Public Charter School of Washington DC

4300 C St. SE | Ward 7

202-248-3025 | www.seedschooldc.org

**Grades Served:** 6–12 (Accepting all)

### School Hours:

6:00 a.m.–8:00 p.m.

Students are required to live on campus from Sunday to Friday.

*Before and after care available*

**School Uniform:** Required

**SY 2016-17 Enrollment:** 361

### Student Demographics:

**99%** Black, non-Hispanic

**1%** Hispanic/Latino

**<1%** Native Hawaiian/Pacific Islander

**<1%** Multiracial

### 2017 PARCC Scores:

Math 7%

ELA 12%

(% met or exceeded expectations)

### Charter Performance Tier:

2017

**3** MS – **32.4%**

**1** HS – **66.1%**

2016

**2** MS – **38.8%**

**2** HS – **54.5%**

### Specialized Programs:

Advanced Placement

### Metro/Bus Service:

 U5, U6, V1, E32

 Minnesota Ave; Benning Rd

 School Shuttle Service is available

**Note:** SEED PCS is a tuition-free, public boarding school. Students are required to live on campus from Sunday to Friday.

## Somerset Preparatory Academy PCS

3301 Wheeler Rd. SE | Ward 8

202-562-9170 | www.somersetdc.com

**Grades Served:** 6-12 (Accepting all)

### School Hours:

MS: 7:55 a.m.–3:15 p.m.

HS: 8:15 a.m.–3:15 p.m.

**School Uniform:** Required

**SY 2016-17 Enrollment:** 324

### Student Demographics:

**98%** Black, non-Hispanic

**<1%** Hispanic/Latino

**1%** Multiracial

### 2017 PARCC Scores:

Math 5%

ELA 11%

(% met or exceeded expectations)

### Charter Performance Tier:

2017

**2** MS – **36.7%**

**2** HS – **44%**

2016

**3** MS – **34.7%**


**2** HS – **41%**

### Specialized Programs:

Dual College Enrollment,  
Interscholastic Sports

### Metro/Bus Service:

 A2, A6, A8, W4

 Congress Heights

## PCS

## Thurgood Marshall Academy PCS

2427 Martin Luther King Jr. Ave. SE | Ward 8  
202-563-6862  
www.thurgoodmarshallacademy.org

**Grades Served:** 9-12 (Accepting all)

### School Hours:

MWThF: 8:45 a.m.–3:30 p.m.  
T: 8:45 a.m.–4:00 p.m.

**School Uniform:** Required

**SY 2016-17 Enrollment:** 388

### Student Demographics:

98% Black, non-Hispanic  
1% Hispanic/Latino  
<1% White, non-Hispanic  
<1% Multiracial

### 2017 PARCC Scores:

Math 11%      ELA 28%  
(% met or exceeded expectations)



### Charter Performance Tier:

2017	2016
<b>1</b> 67.2%	<b>1</b> 70.6%

### Specialized Programs:

Advanced Placement, Dual College  
Enrollment, Interscholastic Sports

### Metro/Bus Service:

 90, A9, A42, A46, A48, B2, P6, U2,  
W2, W3, W8  
 Anacostia

## PCS

## Washington Latin PCS – Upper School

5200 2nd St. NW | Ward 4  
202-223-1111 | www.latinpcs.org

**Grades Served:** 9-12 (Accepting all)

### School Hours:

8:10 a.m.–3:15 p.m.

**School Uniform:** Required

**SY 2016-17 Enrollment:** 335

### Student Demographics:

51% Black, non-Hispanic  
13% Hispanic/Latino  
32% White, non-Hispanic  
2% Asian  
2% Multiracial

### 2017 PARCC Scores:

Math 46%      ELA 71%  
(% met or exceeded expectations)



### Charter Performance Tier:

2017	2016
<b>1</b> 89.1%	<b>1</b> 80.5%

### Specialized Programs:

Advanced Placement, Interscholastic  
Sports

### Metro/Bus Service:

 60, 62, 63, 64, E2, E4, S1, S2, S4  
 Fort Totten

## Washington Leadership Academy PCS

3015 4th St. NE | Ward 5

240-580-3371

[www.washingtonleadershipacademy.org](http://www.washingtonleadershipacademy.org)

**Grades Served:** 9-11 (Accepting all)

### School Hours:

8:30 a.m.–4:30 p.m.

**School Uniform:** Required

**SY 2016-17 Enrollment:** 110

### Student Demographics:

**85%** Black, non-Hispanic

**14%** Hispanic/Latino

**1%** White, non-Hispanic

### 2017 PARCC Scores:

This school opened in SY16-17 with 9th grade. PARCC testing occurs in 10th grade.


### Charter Performance Tier:

School did not receive a performance tier. School opened in 2016.

### Specialized Programs:

Advanced Placement, Blended Learning, Extended Day, Interscholastic Sports, STEM Focus

### Metro/Bus Service:

 D8, G8, 80, H1, H2, H3, H4

 Brookland–CUA; Rhode Island Ave

## Washington Mathematics Science Technology PCHS

1920 Bladensburg Rd. NE | Ward 5

202-636-8011 | [www.wmstpchs.org](http://www.wmstpchs.org)

**Grades Served:** 9-12 (Accepting all)

### School Hours:

8:30 a.m.–3:30 p.m.

**School Uniform:** Required

**SY 2016-17 Enrollment:** 277

### Student Demographics:

**99%** Black, non-Hispanic

**1%** Hispanic/Latino

**<1%** White, non-Hispanic

**<1%** Multiracial

### 2017 PARCC Scores:

Math 5% ELA 21%  
(% met or exceeded expectations)

### Charter Performance Tier:

2017	2016
 <b>46.5%</b>	 <b>43.8%</b>

### Specialized Programs:

Arts Integration, Advanced Placement, Career and Technical Education, Dual College Enrollment, International Baccalaureate, Interscholastic Sports, JROTC, STEM Focus

### Metro/Bus Service:

 B2

## DCPS

**Wilson High School**

3950 Chesapeake St. NW | Ward 3  
202-282-0120 | [www.wilsonhs.org](http://www.wilsonhs.org)

**Grades Served:** 9-12 (Accepting all)

**School Hours:**

8:45 a.m.–3:15 p.m.

**School Uniform:** Not Required

**SY 2016-17 Enrollment:** 1749

**Student Demographics:**

35% Black, non-Hispanic

23% Hispanic/Latino

31% White, non-Hispanic

7% Asian

<1% Native American/Alaska Native

<1% Native Hawaiian/Pacific Islander

4% Multiracial


**2017 PARCC Scores:**


Math 22%      ELA 54%  
(% met or exceeded expectations)

**Specialized Programs:**

Career and Technical Education,  
Interscholastic Sports, JROTC

**Metro/Bus Service:**

 30N, 30S, 31, 33, 96, D31, D32, D33,  
D34, H2, H3, H4, M4, N2, W45, W47

 Tenleytown

## DCPS

**Woodson High School**

540 55th St. NE | Ward 7  
202-939-2030 | [profiles.dcps.dc.gov/H.D.+Woodson+High+School](http://profiles.dcps.dc.gov/H.D.+Woodson+High+School)

**Grades Served:** 9-12 (Accepting all)

**School Hours:**

8:45 a.m.–3:15 p.m.

**School Uniform:** Required

**SY 2016-17 Enrollment:** 634

**Student Demographics:**

98% Black, non-Hispanic

1% Hispanic/Latino

<1% White, non-Hispanic

<1% Native Hawaiian/Pacific Islander

<1% Multiracial

**2017 PARCC Scores:**

Math 0%      ELA 8%  
(% met or exceeded expectations)

**Specialized Programs:**

Advanced Placement, Career and Technical  
Education, Interscholastic Sports, JROTC

**Metro/Bus Service:**

 96, 97, V2, V4, W4, X9

# SCHOOL FEEDER PATTERNS

Most DCPS schools and some charter schools have feeder schools. A feeder school is a school that a student has a right to attend based on the student's current school. This assignment only happens during the years a student moves from elementary to middle school, or from middle school to high school.

A My School DC application is **not** required if a student elects to attend his or her feeder school with the exception of District of Columbia International School and KIPP DC – College Preparatory PCS. See feeder patterns for DCPS and charter schools below. Questions? Call the My School DC Hotline at 202-888-6336.

DC PUBLIC SCHOOLS   2018-19 SCHOOL FEEDER PATTERNS			
Pre-K / Elementary School		Middle School	High School
Ketcham ES (PK3-5) Moten ES (PK3-5) Orr ES (PK3-5)	Savoy ES (PK3-5) Stanton ES (PK3-5)	Kramer MS (6-8)	Anacostia HS (9-12)
Beers ES (PK3-5) Kimball ES (PK3-5)	Plummer ES (PK3-5) Randle Highlands ES (PK3-5)	Sousa MS (6-8)	
Hendley ES (PK3-5) King ES (PK3-5)	Patterson (PK3-5) Simon ES (PK3-5)	Hart MS (6-8)	Ballou HS (9-12)
Leckie EC (PK3-8) 5th graders also feed into Hart MS for 6th grade			
Garfield ES (PK3-5) Malcolm X ES (PK3-5)	Turner ES (PK3-5)	Johnson MS (6-8)	
Cleveland ES (PK3-5) Also Dual Language programmatic feeder into MacFarland MS and CHEC (6-8)	Garrison ES (PK3-5) Ross ES (PK3-5) Also feeds into SWWW @ Francis Stevens (6-8) Seaton ES (PK3-5)	Cardozo EC (6-12)	
H.D. Cooke ES (PK3-5) Marie Reed ES (PK3-5) Also Dual Language programmatic feeder into MacFarland MS and CHEC (6-8) Tubman ES (PK3-5)		Columbia Heights Education Campus (6-8) Also Dual Language programmatic feeder into Roosevelt HS	Cardozo EC (6-12)
School Without Walls @ Francis Stevens (PK3-8)			
Brightwood EC (PK3-8) LaSalle-Backus EC (PK3-8)	Takoma EC (PK3-8) Whittier EC (PK3-8)		Coolidge HS (9-12)

Pre-K / Elementary School		Middle School	High School
Bunker Hill ES (PK3-5) Burroughs ES (PK3-5)	Noyes ES (PK3-5)	Brookland MS (6-8)	Dunbar HS (9-12)
Langdon ES (PK3-5)	Langley ES (PK3-5)	McKinley MS (6-8) <i>Also STEM programmatic feeder to Woodson HS</i>	
Walker Jones EC (PK3-8)	Wheatley EC (PK3-8)		
Maury ES (PK3-5) Miner ES (PK3-5) Payne ES (PK3-5)	School-Within-School (PK3-5) <i>Citywide school</i>	Eliot-Hine MS (6-8)	Eastern HS (9-12)
Capitol Hill Montessori @ Logan (PK3-8) <i>Citywide school</i> Browne EC (PK3-8)			
Amidon-Bowen ES (PK3-5) Brent ES (PK3-5) Thomson ES (PK3-5) <i>Also feeds into SWW @ Francis Stevens (6-8)</i>	Tyler ES (PK3-5) <i>Also Dual Language programmatic feeder into MacFarland MS and CHEC (6-8)</i> Van Ness ES (PK3-3) <i>Growing to 5th grade</i>	Jefferson MS Academy (6-8)	
J.O. Wilson ES (PK3-5) Ludlow-Taylor ES (PK3-5)	Peabody (PK3-K)/ Watkins ES (1-5)	Stuart-Hobson MS (6-8)	
Barnard ES (PK3-5) Raymond EC (PK3-5, 7-8)* Truesdell EC (PK3-5, 7-8)* Powell ES (PK3-5) <i>(Also Dual Language programmatic feeder into CHEC (6-8))</i>	Bruce-Monroe ES (PK3-5) <i>Also Dual Language programmatic feeder into CHEC (6-8)</i> West EC (PK3-5, 7-8)* Dorothy Height ES (PK3-5) <i>Citywide School</i>	MacFarland MS (6-8) <i>*Raymond, Truesdell, and West's 5th grade will feed to MacFarland MS</i>	Roosevelt HS (9-12) <i>*Raymond, Truesdell, and West's 8th grade will feed to Roosevelt HS</i>
Bancroft ES (PK3-5) <i>Also Dual Language programmatic feeder into MacFarland MS and CHEC (6-8)</i> Hearst ES (PK4-5)	Janney ES (PK4-5) Lafayette ES (PK4-5) Murch ES (PK4-5) Shepherd ES (PK3-5)	Deal MS (6-8)	Wilson HS (9-12)
Eaton ES (PK4-5) Hyde Addison ES (PK3-5) Key ES (PK4-5)	Mann ES (PK4-5) Stoddert ES (PK4-5)	Hardy MS (6-8)	
Oyster-Adams EC (PK4-8) <i>Also Dual Language programmatic feeder into Roosevelt HS</i>			
Aiton ES (PK3-5) Burrville ES (PK3-5) C.W. Harris ES (PK3-5) Drew ES (PK3-5)	Houston ES (PK3-5) Nalle ES (PK3-5) Smothers ES (PK3-5) Thomas ES (PK3-5)	Kelly Miller MS (6-8) <i>Also feeds into Eastern HS</i>	Woodson HS (9-12)

# PUBLIC CHARTER SCHOOLS | 2018-19 SCHOOL FEEDER PATTERNS

Pre-K	Elementary School	Middle School	High School
Capital City PCS (PK3-4)		Capital City PCS (5-8)	Capital City PCS (9-12)
		César Chávez PCS for Public Policy – Chávez Prep (6-9)	César Chávez PCS for Public Policy – Capitol Hill (9-12)
		César Chávez PCS for Public Policy – Parkside MS (6-8)	or César Chávez PCS for Public Policy – Parkside HS (9-12)
E.L. Haynes PCS (PK3-4)		E.L. Haynes PCS (5-8)	E.L. Haynes PCS (9-12)
	Friendship PCS – Online (K-8)		Friendship PCS – Collegiate Academy (9-12)
Friendship PCS – Blow-Pierce ES (PK3-3)		Friendship PCS – Blow-Pierce MS (4-8)	
Friendship PCS – Chamberlain ES (PK3-3)		Friendship PCS – Chamberlain MS (4-8)	
Friendship PCS – Armstrong ES (PK3-5)		Friendship PCS – Woodridge MS (4-8)	
Friendship PCS – Woodridge ES (PK3-3)			
Friendship PCS – Southeast Elementary Academy (PK3-5)		Friendship PCS – Technology Preparatory Middle Academy (6-8)	Friendship PCS – Technology Preparatory High School Academy (9-12)
KIPP DC PCS – Discover Academy (PK3-K)	KIPP DC PCS – Heights Academy (1-4)	KIPP DC PCS – AIM Academy (5-8)	All KIPP DC PCS middle school students will receive a transfer preference in the lottery when applying to <b>KIPP DC – College Preparatory PCS</b> . However, there is no guarantee of admission and students must submit a My School DC lottery application.
KIPP DC PCS – Grow Academy (PK3-K)	KIPP DC PCS – Lead Academy (1-4)	KIPP DC PCS – WILL Academy (5-8)	
KIPP DC PCS – Arts & Technology Academy (PK3-K)	KIPP DC PCS – Quest Academy (1-4)	KIPP DC PCS – Valor Academy (5-8)	
KIPP DC PCS – Connect Academy (PK3-K)	KIPP DC PCS – Spring Academy (1-4)	KIPP DC PCS – Northeast Academy (5-8)	
KIPP DC PCS – LEAP Academy (PK3-PK4)	KIPP DC PCS – Promise Academy (K-4)	KIPP DC PCS – KEY Academy (5-8)	
		Paul PCS – Middle School (6-8)	Paul PCS – International High School (9-12)
		Washington Latin PCS – Middle School (5-8)	Washington Latin PCS – Upper School (9-12)



Pre-K	Elementary School	Middle School	High School
	Achievement Prep PCS – Wahler Place ES (PK3-3)	Achievement Prep PCS – Wahler Place MS (4-8)	
	DC Prep PCS – Benning ES (PK3-3)	DC Prep PCS – Benning MS (4-8)	
	DC Prep PCS – Edgewood ES (PK3-3)	DC Prep PCS – Edgewood MS (4-8)	
	Meridian PCS (PK3-6)	Meridian PCS (7-8)	
	DC Bilingual PCS (PK3-5) <i>Spanish</i>	<p>All 5th graders enrolled at one of the <b>District of Columbia International (DCI)</b> feeder schools will receive a transfer preference in the lottery when applying to a same-language DCI program (Chinese, French, or Spanish). However, there is no guarantee of admission and students must submit a My School DC lottery application.</p>	
	Elsie Whitlow Stokes Community Freedom PCS - Brookland (PK3-5) <i>French or Spanish</i>		
	Latin American Montessori Bilingual PCS (PK3-5)* <i>Spanish</i>		
	Mundo Verde Bilingual PCS (PK3-5) <i>Spanish</i>		
	Washington Yu Ying PCS (PK3-5) <i>Chinese</i>		

*\*Latin American Montessori Bilingual (LAMB) PCS does not participate in the My School DC lottery. Students interested in applying to LAMB must apply with the school directly. However, 5th graders enrolled at LAMB interested in attending DCI must submit a My School DC lottery application in order to do so.*



## SCHOOLS NOT PARTICIPATING IN MY SCHOOL DC IN SCHOOL YEAR 2018-19

Private, parochial, and adult schools, as well as the DCPS Opportunity Academies, do not participate in My School DC along with a few public charter schools that serve grades PK3-12.

The public charter schools (PK3-12) not participating in My School DC for school year 2018-19 are:

- Latin American Montessori Bilingual PCS
- Mary McLeod Bethune PCS
- Maya Angelou PCS - Evans High School
- Monument Academy PCS
- St. Coletta Special Education PCS

If you'd like more information about these schools, please contact each school directly.

## MY CHILD CARE DC

Seeking child care options? Visit [MyChildCareDC.org](http://MyChildCareDC.org) to search and learn about child care options in the District of Columbia by name, address, and ZIP code. Families can also access information about how to choose a child care provider and get connected with other family resources. My Child Care

DC is managed by the Office of the State Superintendent of Education (OSSE). Please email [OSSE.Communications@dc.gov](mailto:OSSE.Communications@dc.gov) with questions about [MyChildCareDC.org](http://MyChildCareDC.org).

## HELPFUL DATA SOURCES

Looking for additional data on the lottery or a particular school? Visit these sources to help inform your school search.

### **My School DC: [MySchoolDC.org](http://MySchoolDC.org)**

Data published on [MySchoolDC.org](http://MySchoolDC.org) is intended to inform families and support data driven decisions. Here you will find year-over-year lottery data, including seats made available in the lottery and historical waitlist movement broken down by school and grade.

### **LearnDC: [LearnDC.org](http://LearnDC.org)**

LearnDC is a one-stop source for resources and information about education that create opportunities for DC kids in college, careers and life. The school profiles on the site include a school's report card and other data points like attendance, discipline, and median growth percentile. LearnDC is managed by the Office of the State Superintendent of Education (OSSE). You will find a link to each school's LearnDC profile in their My School DC profile on [MySchoolDC.org](http://MySchoolDC.org).

### **Equity Reports**

Equity Reports are a complement to the School Report Cards published by the Office of the State Superintendent of Education (OSSE), DCPS' School Scorecards, and DCPCSB's School Quality Reports. They are meant to make schools, parents and the larger community aware of metrics related to equity that exist across DC schools. Equity, when used in education, refers to all students receiving the same caliber of education regardless of the neighborhood they live in or their demographic characteristics, such as their race, ethnicity, special education status or other factors. You will find a link to each school's equity report in their My School DC profile on [MySchoolDC.org](http://MySchoolDC.org).



## SCHOOL YEAR 2018-19



My School DC Hotline: 202-888-6336  
[info.myschooldc@dc.gov](mailto:info.myschooldc@dc.gov)